

Appendix 3

Historic Drawings

Contents

1.0

Guildhall 1930's Drawings

2.0

Guildhall Historic Significance Plans

3.0

Corn Exchange

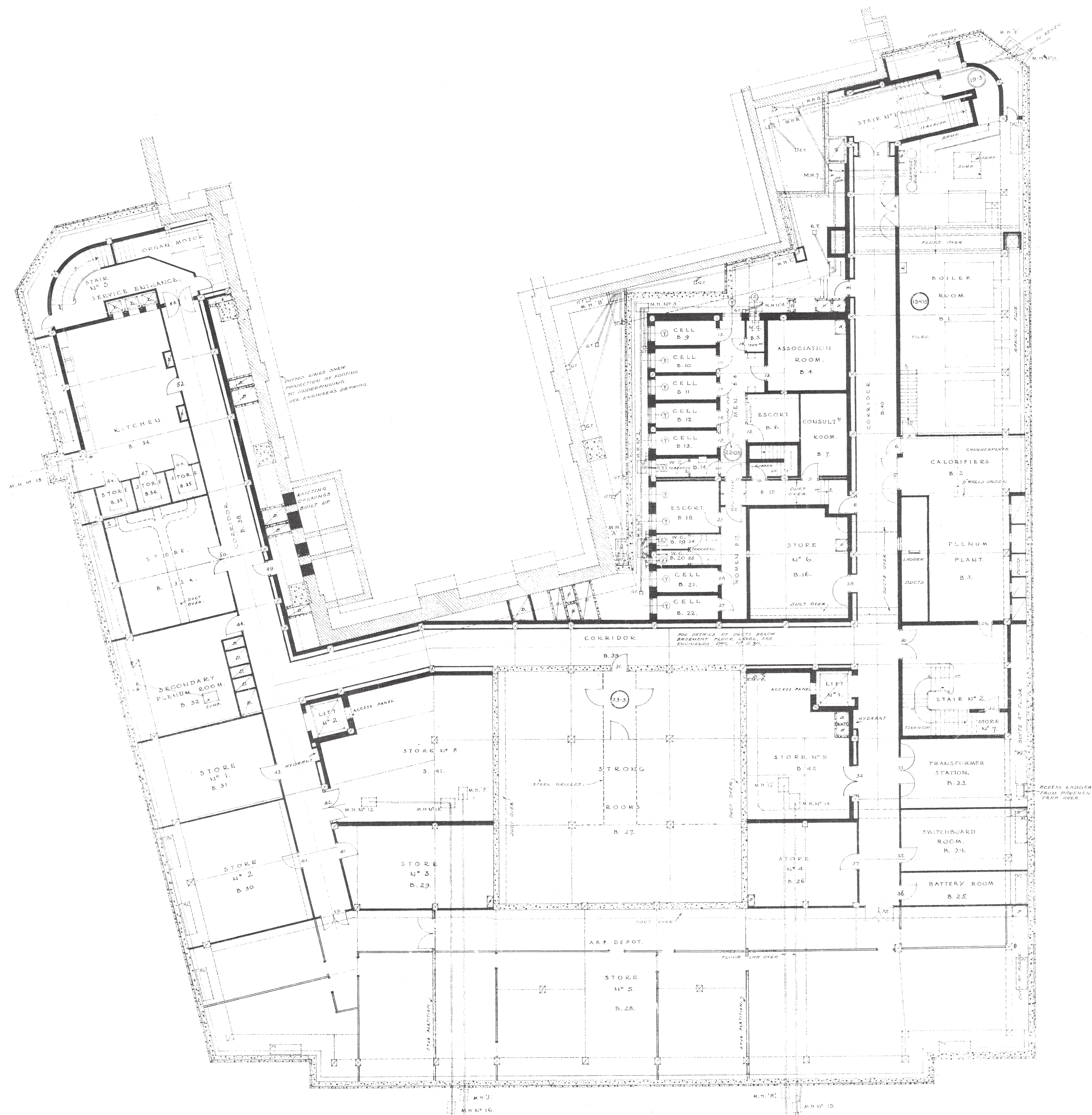
Confidentiality and third party responsibility

This document is confidential to the party to whom it is addressed and their professional advisers for the specific purpose to which it refers. No responsibility is accepted to any third parties, and neither the whole, nor any part, nor reference thereto may be published or disclosed. No responsibility is accepted for the advice of the Client's independent consultants which may be reflected in our own reports. © Cartwright Pickard Architects Ltd.

1.0

Guildhall
1930s Drawings





ALTERATIONS AND AMENDMENTS.

1. DETAIL OF SERVICE ELECTRIC AND N° 4 SERVICE DETAILING WILL BE MADE N° 4 REVISED.

NOTES

1. ALL DETAILS TO BE CHECKED AGAINST STRUCTURE AND ALL DETAILS TO BE CHECKED AGAINST THE STRUCTURE. PLEASE REFER TO THE PLAN.

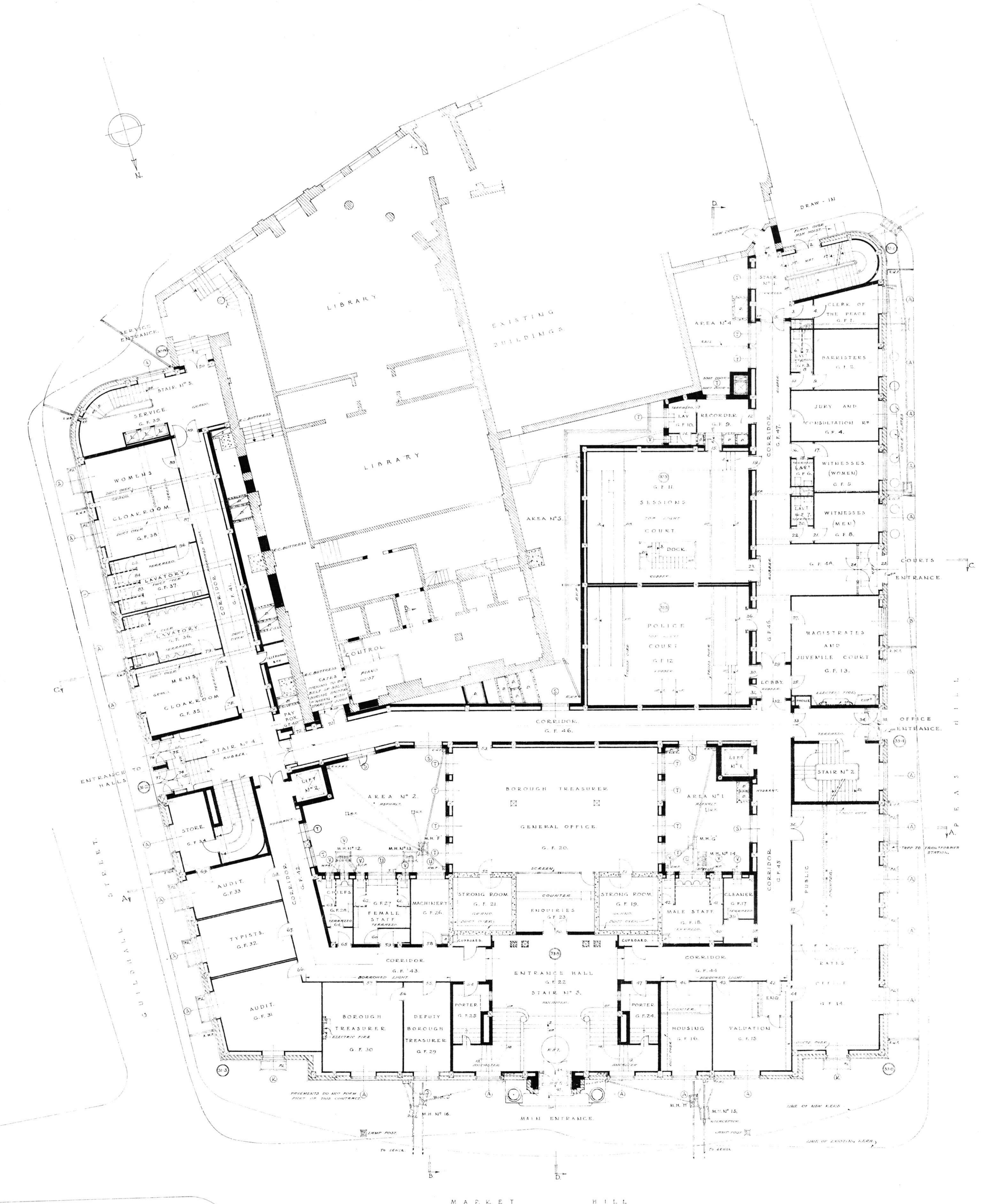
THE GUILDHALL, CAMBRIDGE

SCALE 1/8" = 1'-0"

PLAN OF BASEMENT DWG N° 65/1

DATE: 14.06.1961

BY: G. WILKES



NOTES

1. DETAILS OF SERVICE ELECTRIC AND N° 4 SERVICE DETAILING WILL BE MADE N° 4 REVISED.

2. ALL DETAILS TO BE CHECKED AGAINST STRUCTURE AND ALL DETAILS TO BE CHECKED AGAINST THE STRUCTURE. PLEASE REFER TO THE PLAN.

3. THE DIMENSIONS SHOWN ARE THE DIMENSIONS OF THE WORK AS EXECUTED.

4. ALL DIMENSIONS TO BE CHECKED AGAINST THE STRUCTURE.

5. ALL DIMENSIONS TO BE CHECKED AGAINST THE STRUCTURE.

6. ALL DIMENSIONS TO BE CHECKED AGAINST THE STRUCTURE.

7. ALL DIMENSIONS TO BE CHECKED AGAINST THE STRUCTURE.

8. ALL DIMENSIONS TO BE CHECKED AGAINST THE STRUCTURE.

9. ALL DIMENSIONS TO BE CHECKED AGAINST THE STRUCTURE.

10. ALL DIMENSIONS TO BE CHECKED AGAINST THE STRUCTURE.

MATERIALS

CONCRETE

BRICKWORK

PLASTER

PAINTWORK

GLASS

IRONWORK

STEELWORK

CARPENTRY

JOINERY

ROOFING

LANDSCAPE

MECHANICAL

ELECTRICAL

PLUMBING

HEATING

Cooling

Lighting

Sound

Security

Fire

Other

THE GUILDHALL, CAMBRIDGE

SCALE 1/8" = 1'-0"

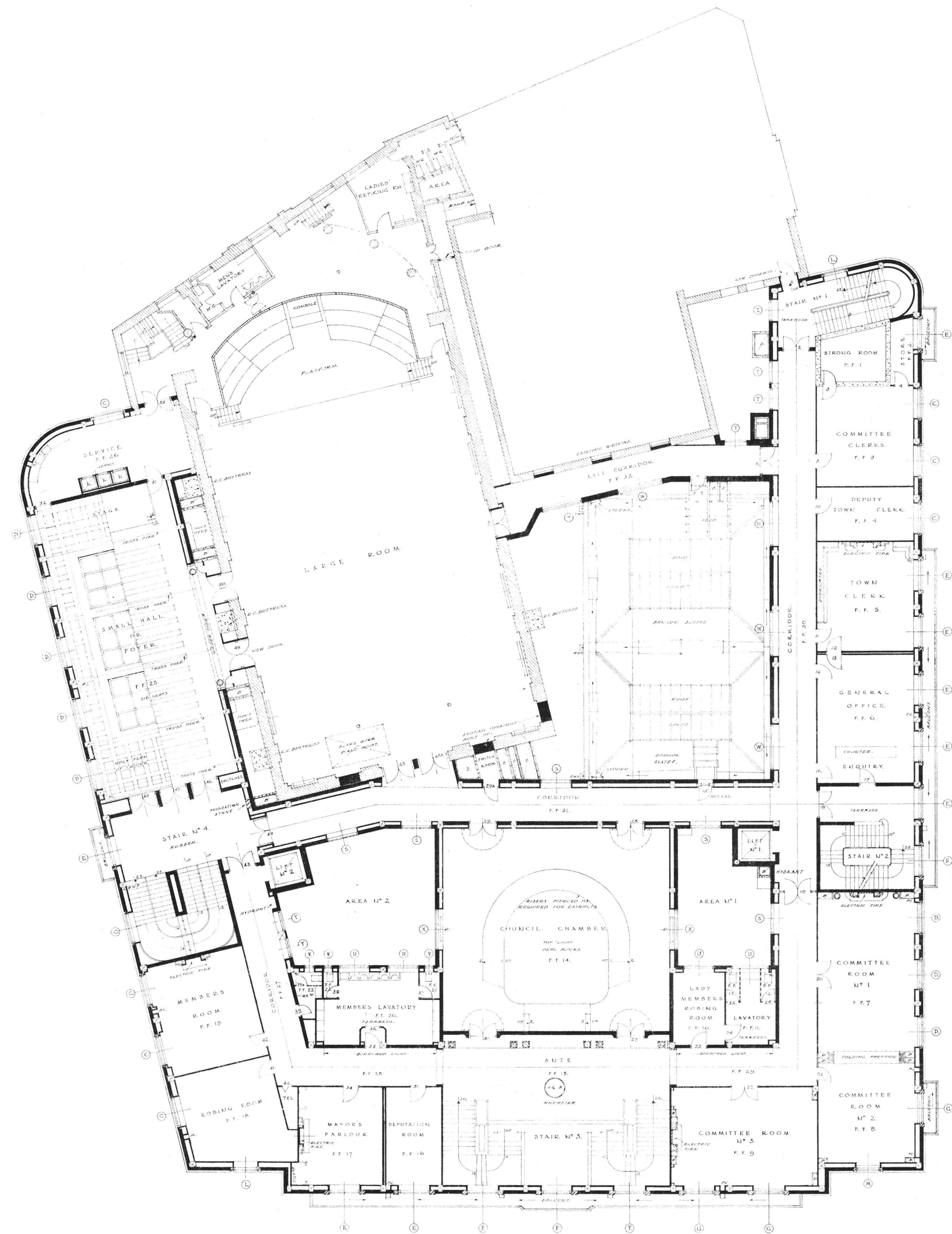
PLAN OF GROUND FLOOR DWG N° 66

DATE: 14.06.1961

BY: G. WILKES

Basement Plan

Ground Floor Plan

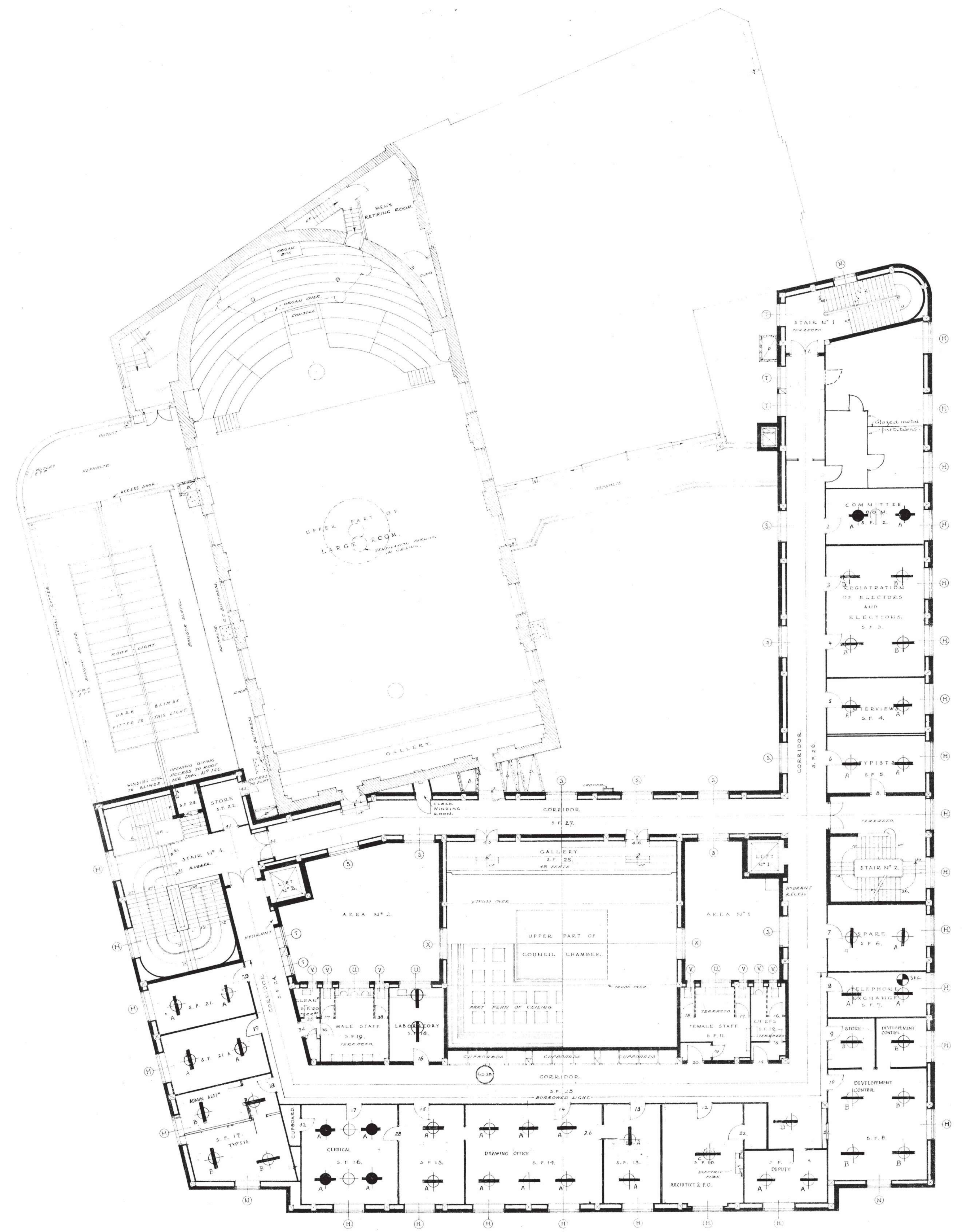


NOTES OF ALTERATIONS & AMENDMENTS.

--	--

FOR GENERAL NOTES AND REFERENCES SEE GENERAL FLOOR PLAN, DWG. N° 66.

THE GUILDHALL, CAMBRIDGE		
PLAN OF FIRST FLOOR		
SCALE 1/8" = 1'-0"	DWG. N°	67
DATE: C. COMBES-VOSSEY, F.R.I.B.A. ARCHITECT, 20, 7, 21, 18, GREAT INNS SQUARE, LONDON, W.C.1.		



NOTES OF ALTERATIONS & AMENDMENTS.

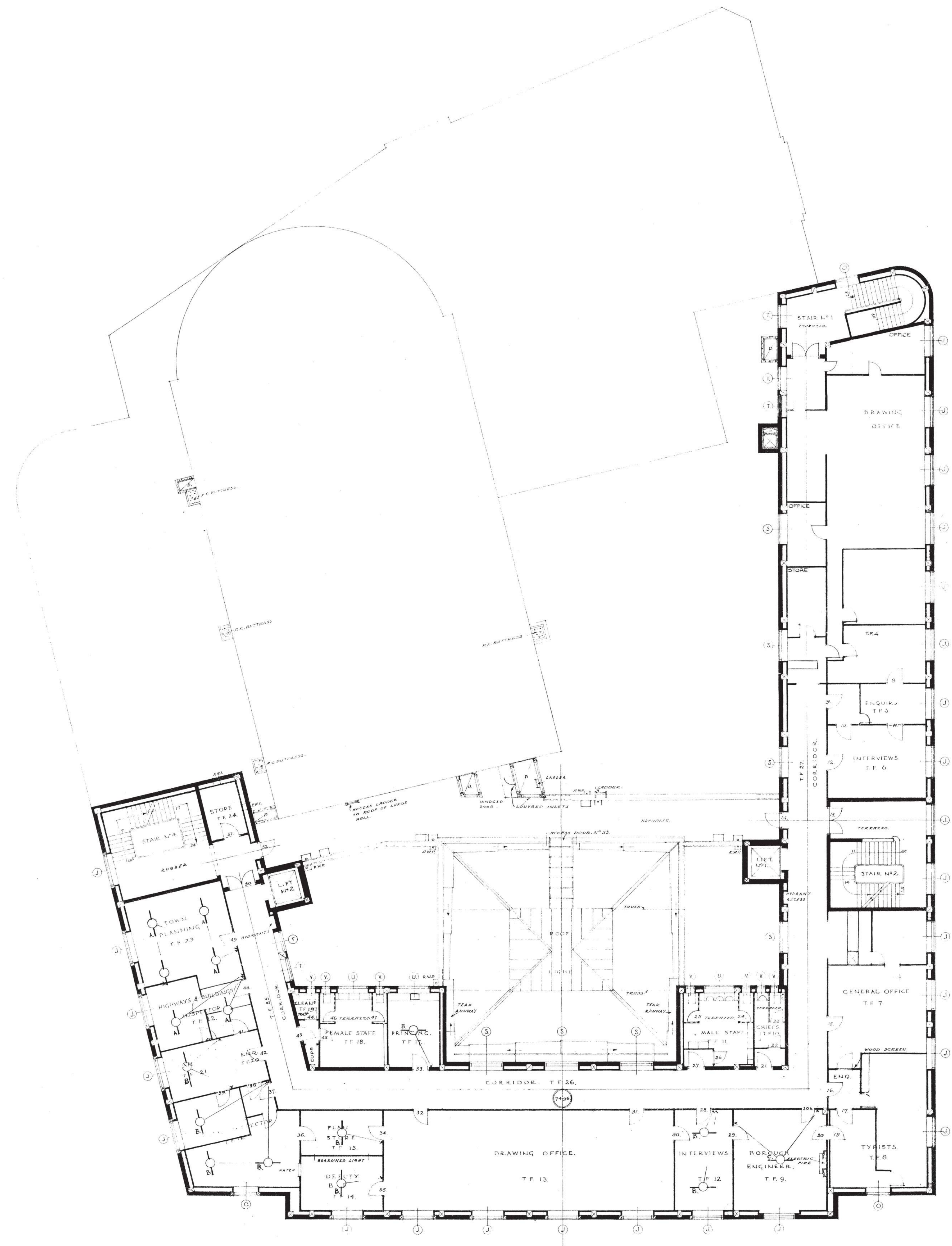
⊙	EXISTING ELECTRIC LIGHT POINT
⊖	FLUORESCENT FITTING TO EXISTING POINT
●	NEW POINT FROM EXISTING POINT
⊕	FLUORESCENT FITTING BY CENTRE OF POINT

FOR GENERAL NOTES AND REFERENCES SEE GENERAL FLOOR PLAN, DWG. N° 66.

THE GUILDHALL, CAMBRIDGE		
PLAN OF SECOND FLOOR		
SCALE 1/8" = 1'-0"	DWG. N°	68
DATE: C. COMBES-VOSSEY, F.R.I.B.A. ARCHITECT, 20, 7, 21, 18, GREAT INNS SQUARE, LONDON, W.C.1.		

First Floor Plan

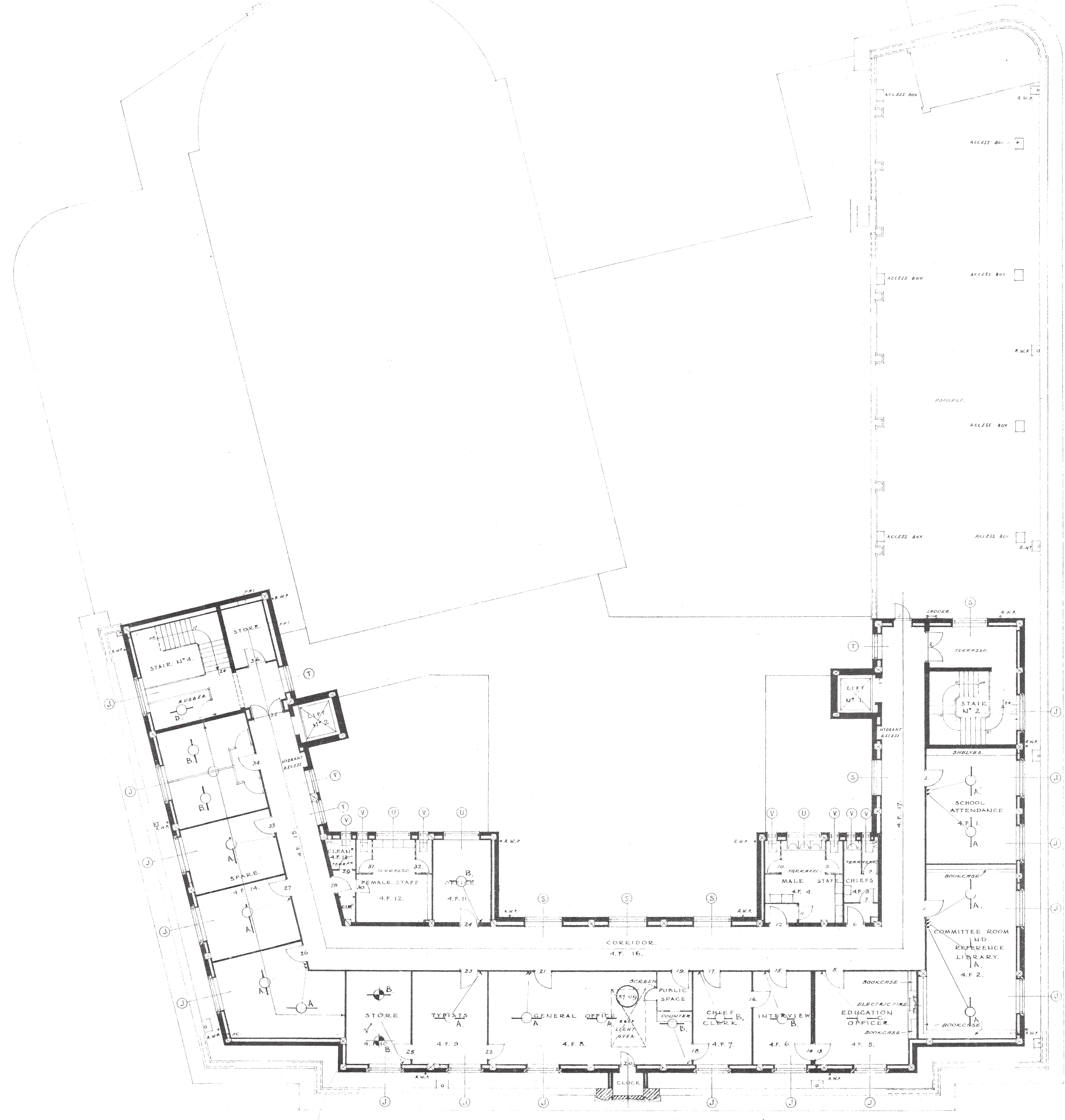
Second Floor Plan



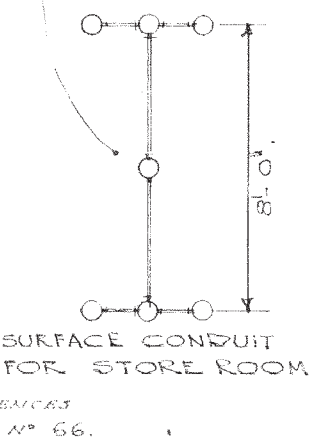
N ^o	NOTES OF ALTERATIONS & AMENDMENTS

FOR GENERAL NOTES AND REFERENCES SEE GENERAL FLOOR PLAN, DWG. N^o 66.

THE GUILDHALL, CAMBRIDGE.		
SCALE	PLAN OF	DWG.
1/8" = 1'-0"	THIRD FLOOR.	N ^o
DATE	C. COWLES-VORSEY & J. R. ARCHITECT	69
	14, GRAY'S INN SQUARE, LONDON, W.C.1.	



Composite ceiling slab -
 20mm plaster on 1/2" brick
 Floor slabs finished with
 1/2" concrete and 1/2" plaster
 2 1/2" concrete and 1/2" plaster
 DETAIL OF DIRECT FIXING TO CEILING SLAB.

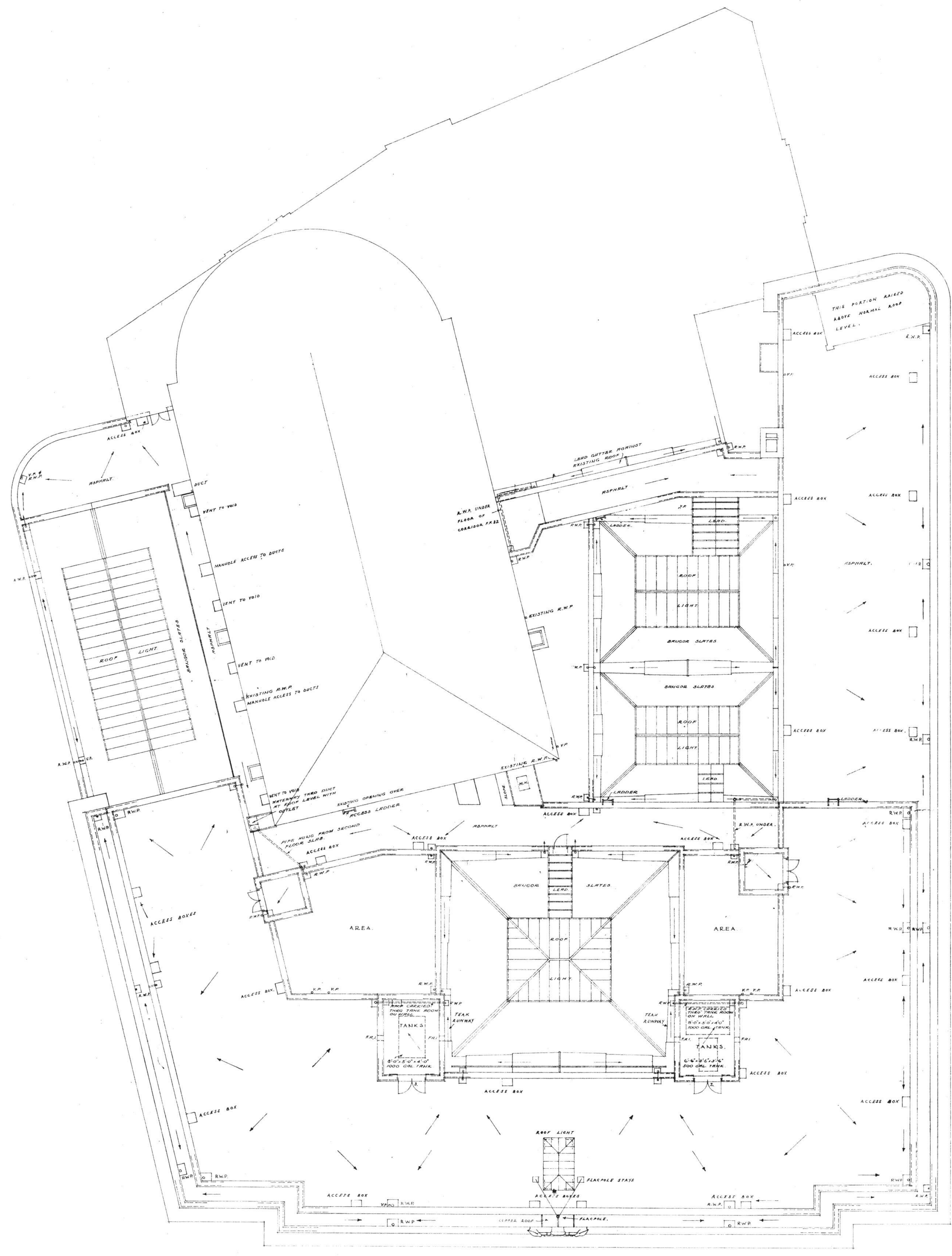


N ^o	ALTERATIONS AND AMENDMENTS
1	FLOOR FINISHED WITH 1/2" CONCRETE AND 1/2" PLASTER. STAIRS FINISHED WITH 1/2" CONCRETE AND 1/2" PLASTER.

THE GUILDHALL, CAMBRIDGE.		
SCALE	PLAN OF	DWG.
1/8" = 1'-0"	FOURTH FLOOR.	N ^o
DATE	C. COWLES-VORSEY & J. R. ARCHITECT	148/1
	14, GRAY'S INN SQUARE, LONDON, W.C.1.	

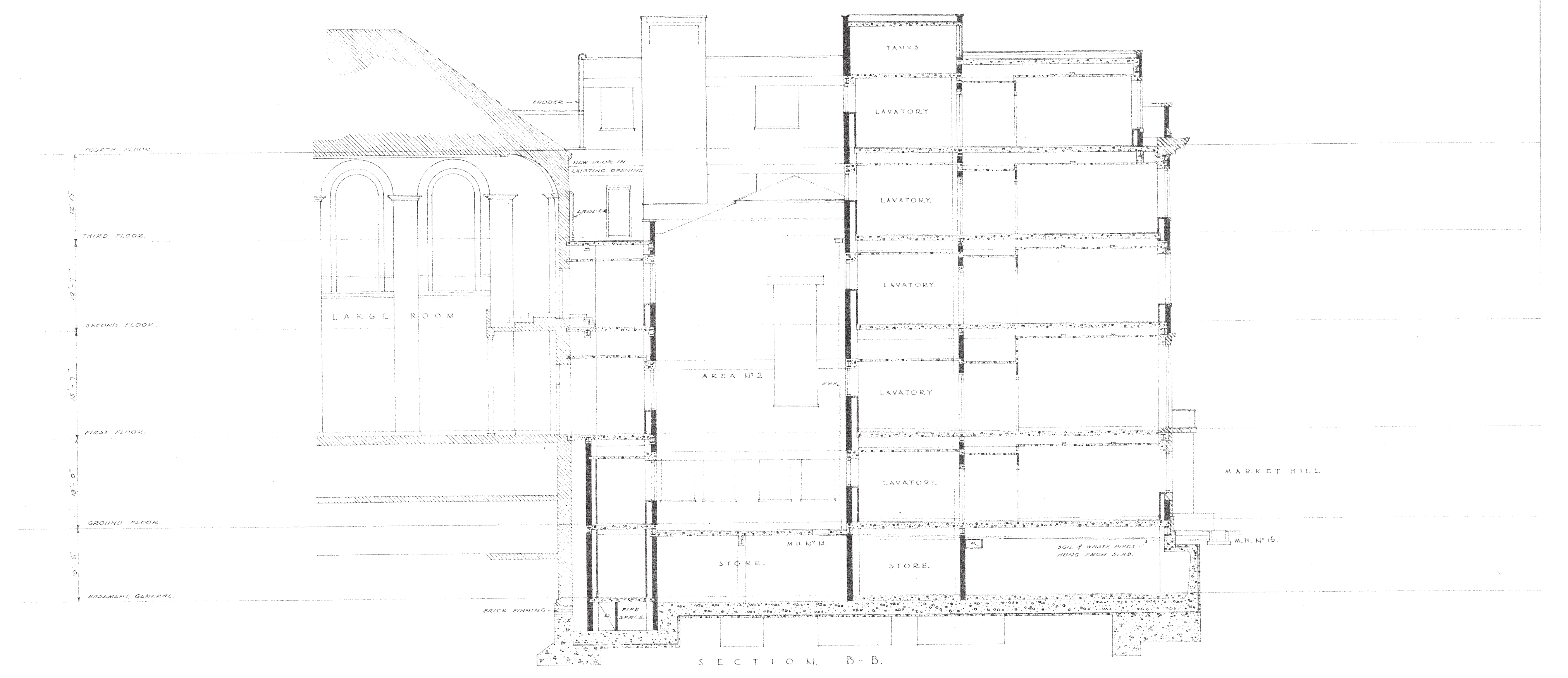
Third Floor Plan

Fourth Floor Plan

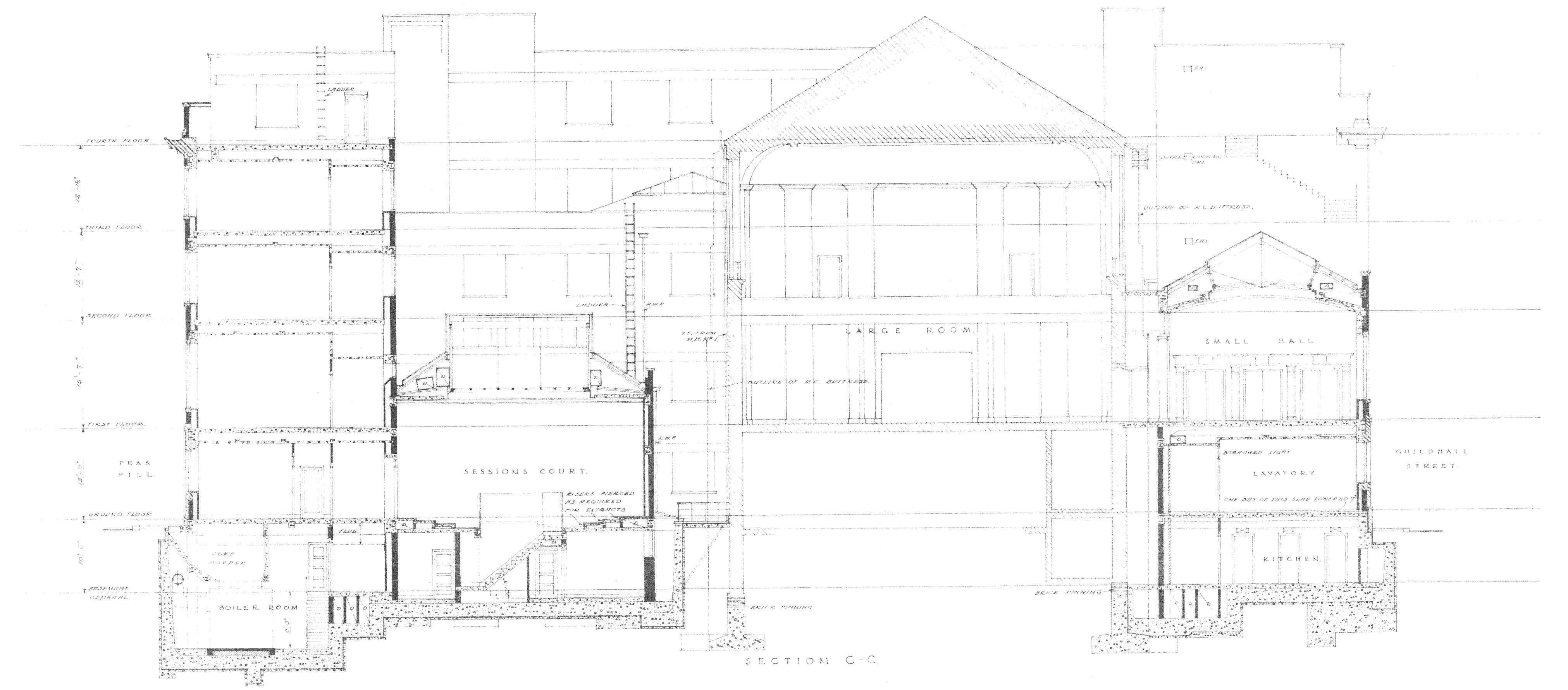


SEE GENERAL NOTES AND REFERENCES
ON DRAWING PLANS, DWG. NO. 95

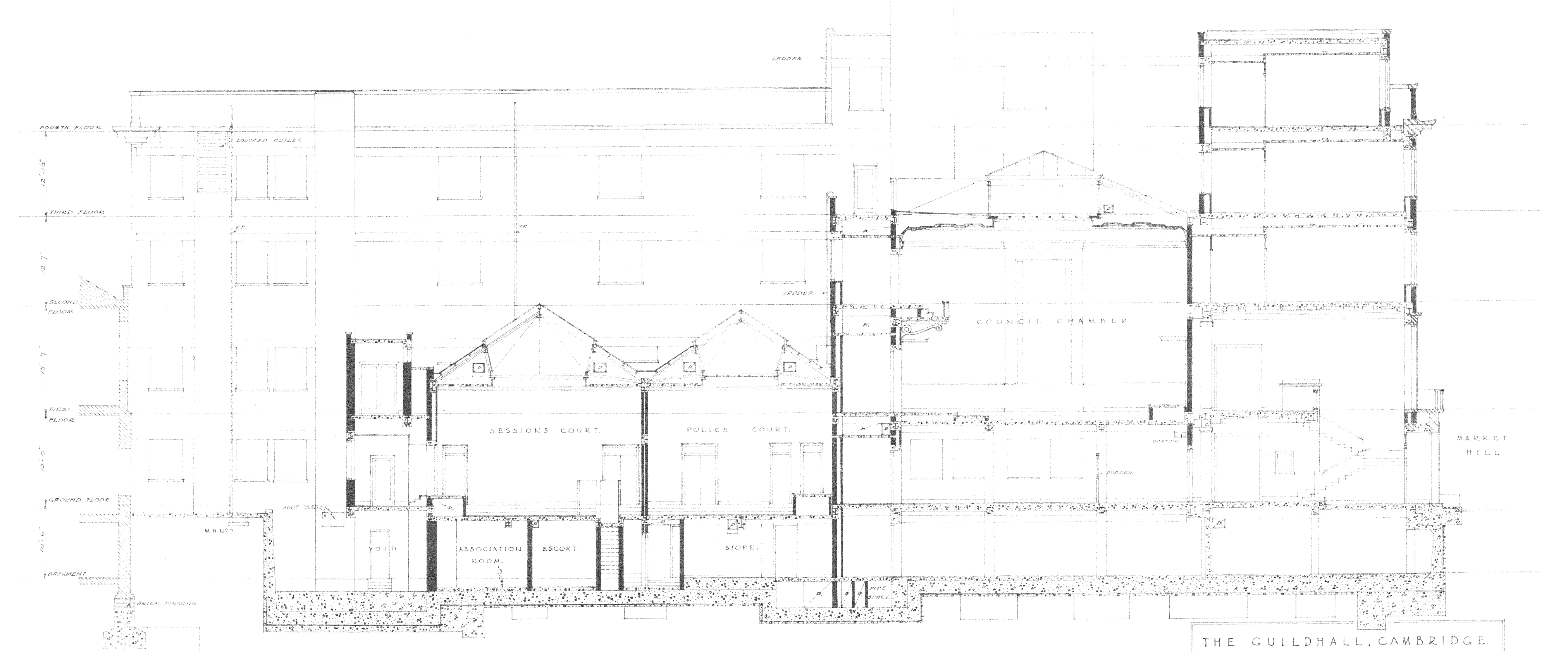
THE GUILDHALL, CAMBRIDGE.
ROOF PLAN. DWG. NO. 95
DATE: C. GOWLES-YOYSEY, F.R.I.B.A. ARCHITECT
14, LEYTON SQUARE, LONDON, W.C.1.



SECTION B-B



SECTION C-C




SECTION D-D

THE GUILDHALL, CAMBRIDGE.
SECTIONS DWG. NO. 72
DATE: C. GOWLES-YOYSEY, F.R.I.B.A. ARCHITECT
14, LEYTON SQUARE, LONDON, W.C.1.

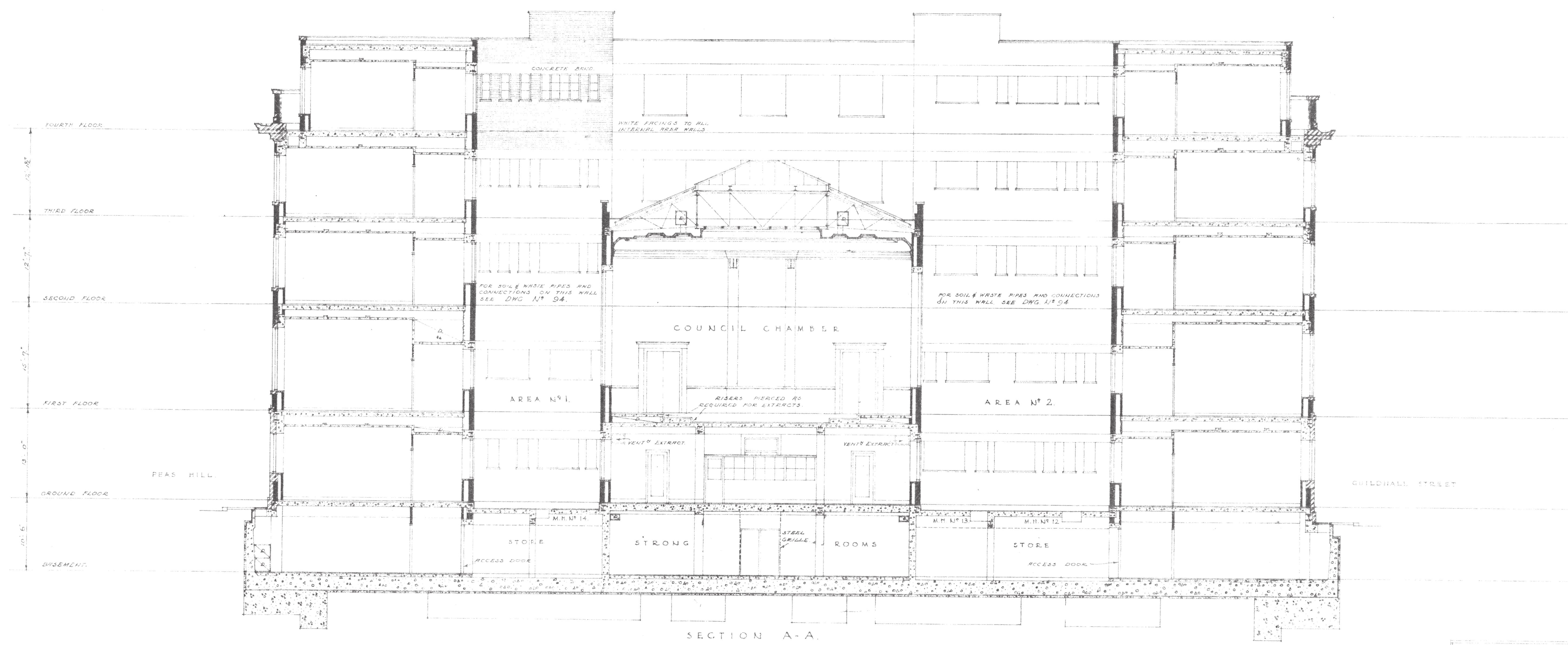
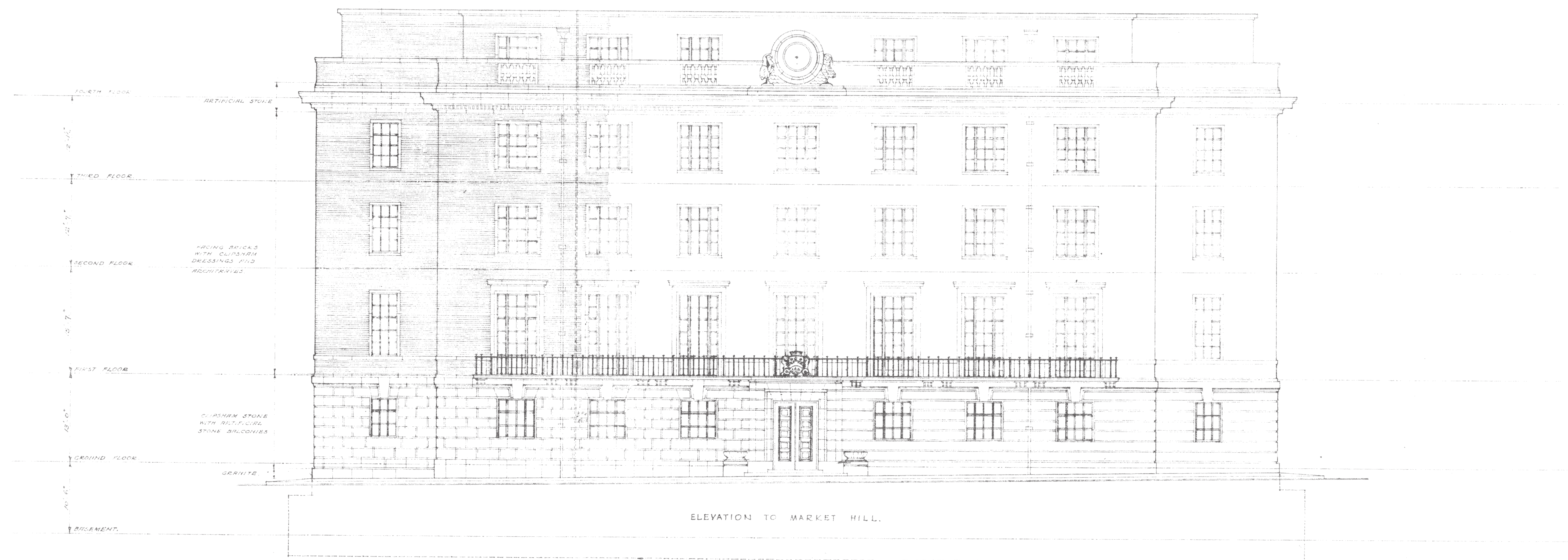
Roof Plan

Sections BB, CC and DD



THE GUILDHALL, CAMBRIDGE		
SCALE: 1/8" = 1'-0"	SIDE ELEVATIONS	DWG 119
DATE: 20.7.35	C. LOWLES-VOYSEY, F. R. I. B. A. ARCHTCT. 14, GRAY'S INN SQUARE, LONDON, W.C.1	71

Elevation to Guildhall Street and Elevation to Peas Hill



THE GUILDHALL, CAMBRIDGE
 SCALE 1/4" = 1'-0"
 FRONT ELEVATION & SECTION DWG N° 70
 DATE 1905
 P. CONNOR, ARCHT. & L.P.A. ARCHT.
 15, GRAFTON ST. LONDON, W.C.1.

Elevation to Market Hill and Section AA

2.0

Guildhall
Historic Significance



**THE GUILDHALL, CAMBRIDGE
BASEMENT FLOOR PLAN**

FIELD DIMENSIONS MUST BE TAKEN IN PREFERENCE TO SCALED DIMENSIONS.
CONTRACTORS, SUB-CONTRACTORS & SUPPLIERS MUST VERIFY ALL DIMENSIONS ON SITE BEFORE COMMENCING ANY WORK OR MAKING ANY SHOP DRAWINGS.
DISCREPANCIES TO BE BROUGHT TO THE ARCHITECT'S ATTENTION.

Significance Appraisal

- Area and Features of High Significance
- Area and Features of Medium Significance
- Area and Features of Low/No Significance

NOTES:

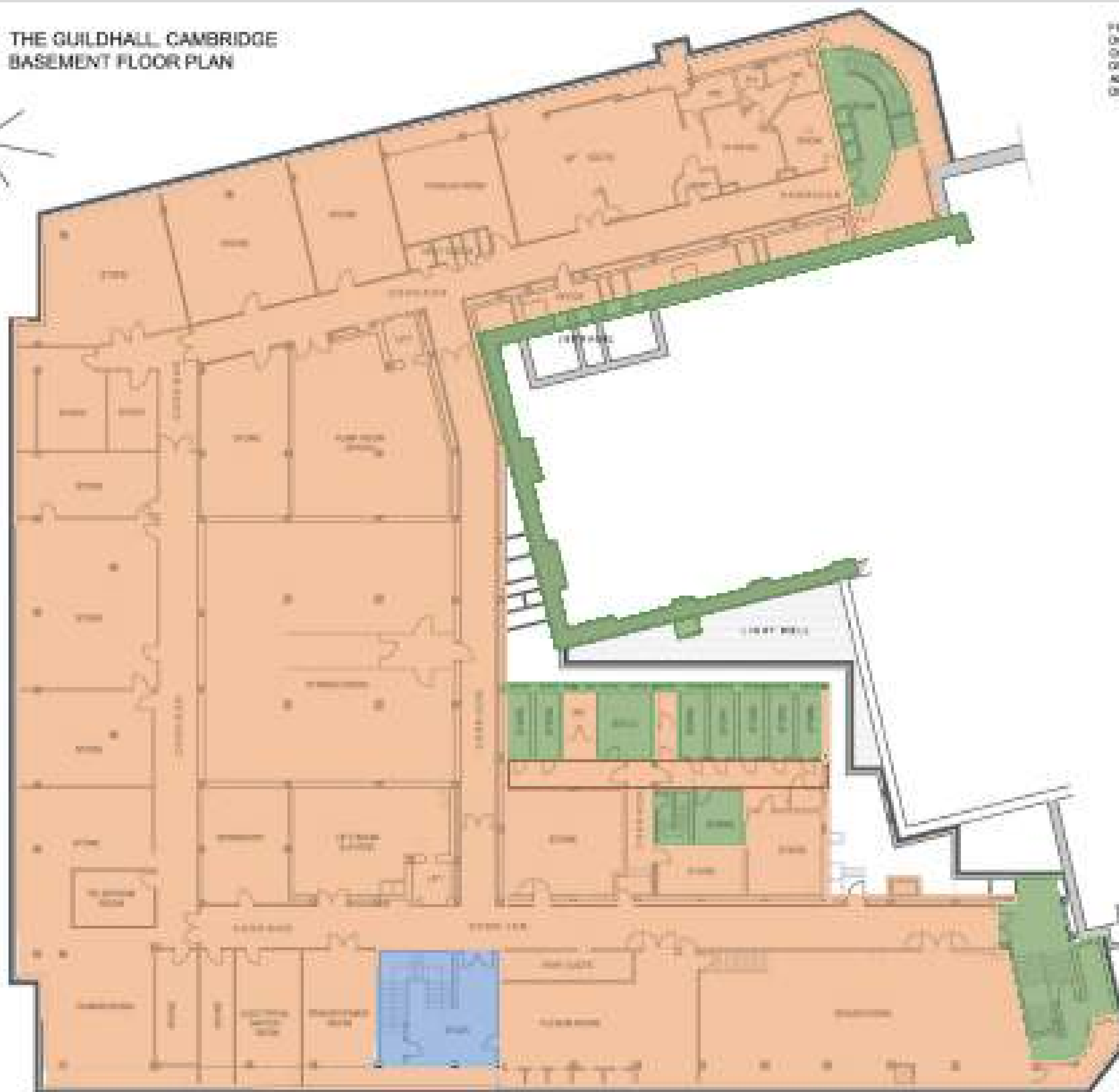
Modern kitchen fit-outs, showers and WC of no significance

Modern Partitioning of no significance


Modern secondary glazing of no significance

Modern fixtures, fittings and serving of no significance

The basement contains numerous stored building components, furniture and other items of historic significance which are to be carefully labelled and stored / reused.



REVISIONS:
DATE / BY

 CAMBRIDGE CITY COUNCIL <small>Home to the Future</small>	THE GUILDHALL, CAMBRIDGE	PROJECT NO: 041/01
	BASEMENT FLOOR PLAN	DATE: 20.02.10
	D.C.S.	BY: D.C.S.
	CAMBRIDGE CITY ARCHITECTS	
<small>ARCHITECTS OF RECORD</small> 110 High Street, Cambridge CB2 3RQ Tel: 01223 353931 Fax: 01223 353932 E: info@cambridgecityarchitects.co.uk www.cambridgecityarchitects.co.uk		

THE GUILDHALL, CAMBRIDGE GROUND FLOOR PLAN



FIGURED DIMENSIONS MUST BE TAKEN IN PREFERENCE TO SCALE DIMENSIONS.
CONTRACTORS, SUBCONTRACTORS & SUPPLIERS MUST VERIFY ALL DIMENSIONS
ON SITE BEFORE COMMENCING ANY WORK. DIMENSIONS MAY VARY SLIGHTLY
DISCREPANCIES TO BE BRIDGED TO THE ARCHITECT'S ATTENTION.

Modern Shower & WC
fit-outs of no significance

Significance Appraisal

- Area and Features of High Significance
- Area and Features of Medium Significance
- Area and Features of Low/No Significance

NOTES:

- Modern Kitchens fit-outs, showers and WC of no significance
- Modern Partitioning of no significance
- Modern secondary glazing of no significance
- Modern Pictures, fittings and serving of no significance

OUTSIDE OF PROJECT SCOPE

1.

3.

2.

1.

3.

2.


4.

walls and coffer of high significance

modern partitions of no significance



REVISIONS:
Rev# | DATE | BY

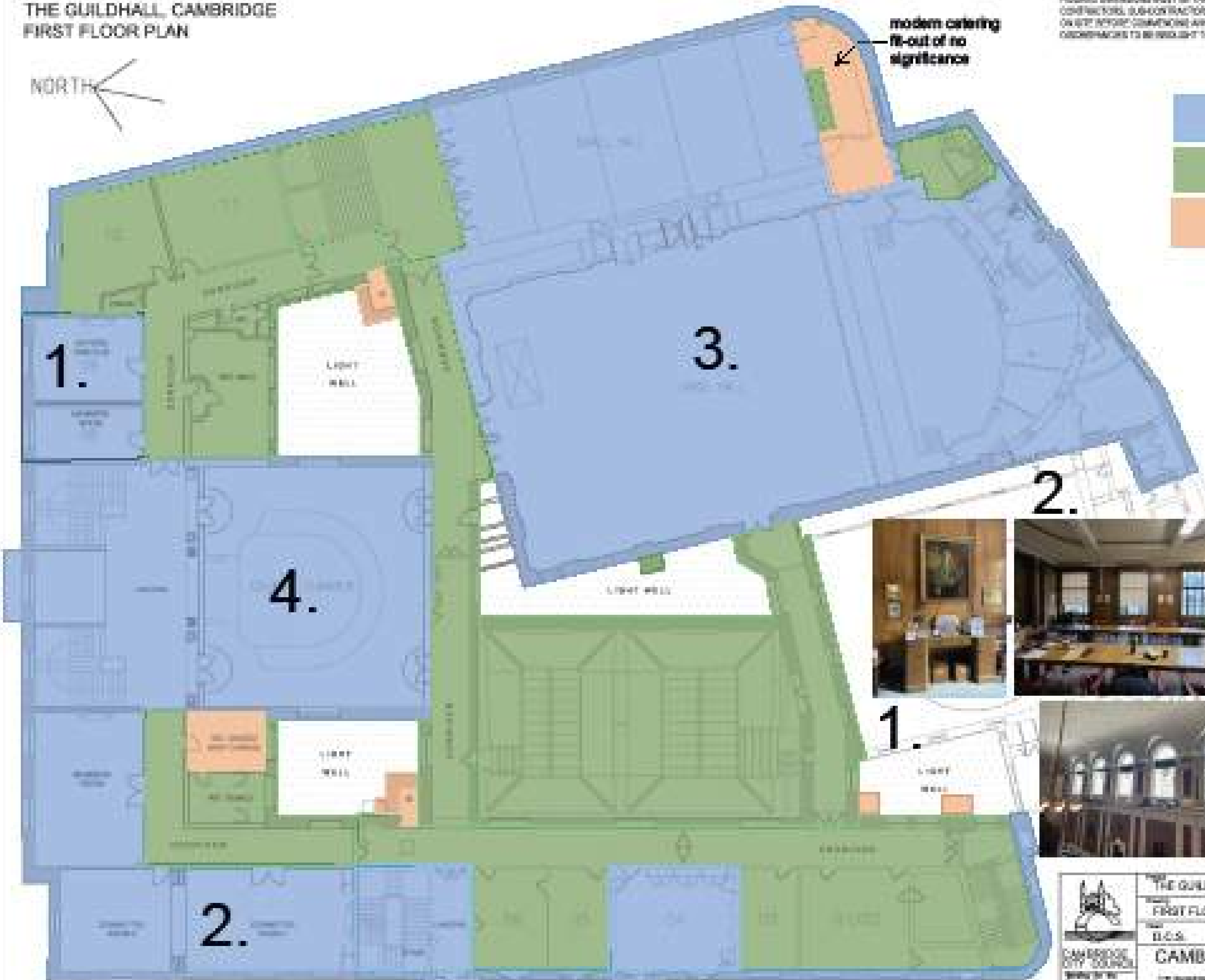
 CAMBRIDGE CITY COUNCIL Working for the Community	PROJECT THE GUILDHALL, CAMBRIDGE	DATE 12/11/17
	ISSUE GROUND FLOOR LAYOUT PLAN	TIME 07:30:00
	SCALE 1:100	DATE 12/11/17
	CAMBRIDGE CITY ARCHITECTS A DIVISION OF CENTRAL ARCHITECTS THE SQUARE, LONDON, EC4A 3DF T: 020 7460 1000 www.cambridgecityarchitects.com	

PERRILL

**THE GUILDHALL, CAMBRIDGE
FIRST FLOOR PLAN**



FIGURE DIMENSIONS MUST BE TAKEN IN REFERENCE TO SCALD DIMENSIONS. CONTRACTORS, SUBCONTRACTORS & SUPPLIERS MUST VERIFY ALL DIMENSIONS ON SITE BEFORE COMMENCING ANY WORK. DIMENSIONS MAY VARY SLIGHTLY. DIMENSIONS TO BE INDICATED TO THE ARCHITECT'S ATTENTION.




modern catering
fit-out of no
significance

Significance Appraisal

- Area and Features of High Significance
- Area and Features of Medium Significance
- Area and Features of Low/No Significance

- NOTES:**
- Modern kitchens fit-outs of no significance
 - Modern Partitioning of no significance
 - Modern secondary glazing of no significance
 - Modern Fixtures, fittings and serving of no significance



 CAMBRIDGE CITY COUNCIL <small>Working for the Community</small>	THE GUILDHALL, CAMBRIDGE	<small>DATE: 2018-03-20</small>
	FIRST FLOOR LAYOUT PLAN	<small>SCALE: 1:500 (A1)</small>
	<small>U.K.S.</small>	<small>DATE: 2018-03-20</small>
	CAMBRIDGE CITY ARCHITECTS <small>A MEMBER OF CAMBRIDGE ARCHITECTS</small> <small>THE ARCHITECTS, ENGINEERS, INTERIORS, LANDSCAPE ARCHITECTS AND PLANNERS</small> <small>7, SPENCER SQUARE, 10, SPENCER SQUARE, 11, SPENCER SQUARE</small>	

**THE GUILDHALL, CAMBRIDGE
SECOND FLOOR PLAN**



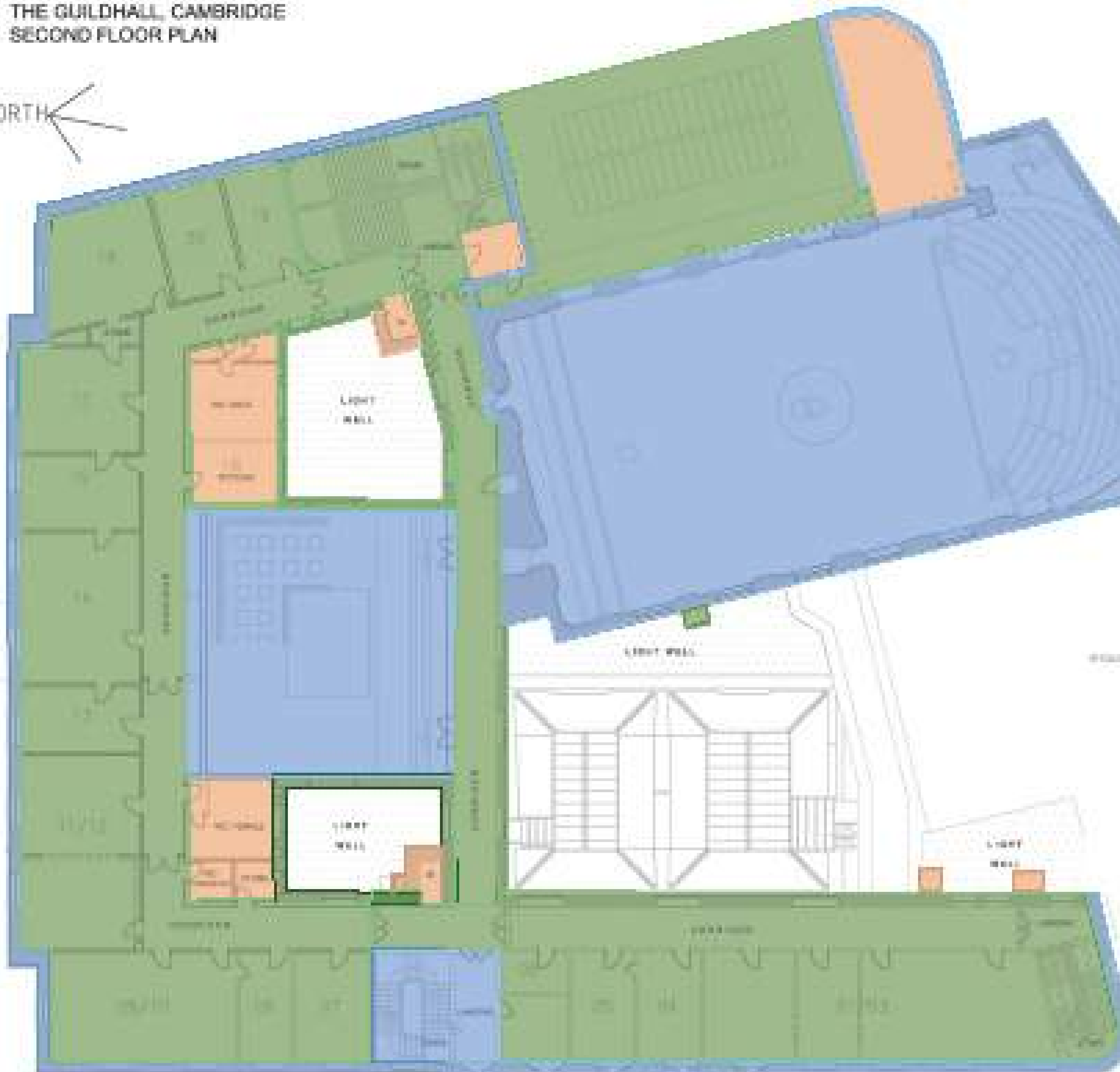
FIGURED DIMENSIONS MUST BE TAKEN IN PREFERENCE TO UNFIGURED DIMENSIONS.
CONTRACTORS, SUBCONTRACTORS & SUPPLIERS MUST VERIFY ALL DIMENSIONS
ON SITE BEFORE COMMENCING ANY WORK. DIMENSIONS MAY VARY SLIGHTLY
CONTRACTORS TO BE RESPONSIBLE TO THE ARCHITECT'S ATTENTION.

Significance Appraisal


- Area and Features of High Significance**
- Area and Features of Medium Significance**
- Area and Features of Low to No Significance**

NOTES:

- Modern kitchen fit-outs & vice of no significance**
- Modern Partitioning of no significance**
- Modern secondary glazing of no significance**
- Modern Fixtures, fittings and serving of no significance**

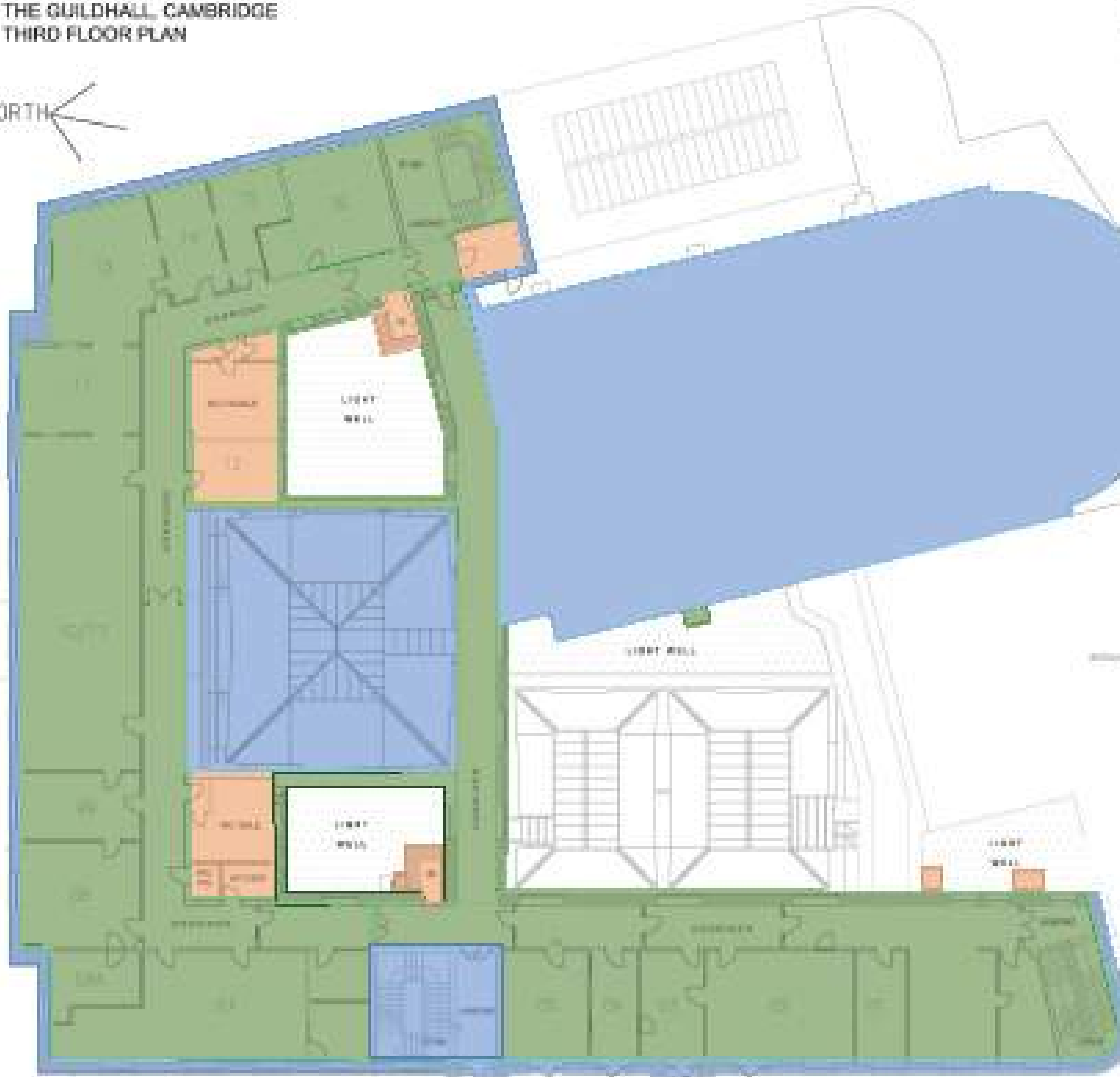


REVISIONS:
Rev: / DATE / BY:

 CAMBRIDGE CITY COUNCIL <small>Working for the Community</small>	Project THE GUILDHALL, CAMBRIDGE	Client Name CITY OF CAMBRIDGE
	Room SECOND FLOOR LAYOUT PLAN	Rev 01 OF 01
	Scale 1:100 (R.A.)	Date 15/09/2010
CAMBRIDGE CITY ARCHITECTS		
<small>A MEMBER OF CAMBRIDGE ARCHITECTS</small>		
<small>100 MARKET STREET, CAMBRIDGE, CB2 3PL TEL: 01223 454444 FAX: 01223 454444</small>		

**THE GUILDHALL, CAMBRIDGE
THIRD FLOOR PLAN**

FIGURED DIMENSIONS MUST BE TAKEN IN PREFERENCE TO SCALE DIMENSIONS.
CONTRACTORS, SUBCONTRACTORS & SUPPLIERS MUST VERIFY ALL DIMENSIONS
ON SITE BEFORE COMMENCING ANY WORK. DIMENSIONS MAY VARY SLIGHTLY
CONTRACTORS TO BE REFERRED TO THE ARCHITECT'S ATTENTION.




Significance Appraisal

- Area and Features of High Significance**
- Area and Features of Medium Significance**
- Area and Features of Low/No Significance**

NOTES:

- Modern kitchen fit-outs & fits of no significance**
- Modern Partitioning of no significance**
- Modern secondary glazing of no significance**
- Modern fixtures, fittings and serving of no significance**

REVISIONS:
Rev# | DATE | BY

 CAMBRIDGE CITY COUNCIL <small>Working for the Community</small>	Project THE GUILDHALL, CAMBRIDGE	Client Cam 25
	Room THIRD FLOOR LAYOUT PLAN	Date 27.10.10
	Scale 1:100 @ A1	Drawn JAC
	Drawn U.C.S.	Checked JAC
CAMBRIDGE CITY ARCHITECTS <small>A MEMBER OF CAMBRIDGE ARCHITECTS</small> THE SQUARE, LONDON, EC4A 3DF, TEL: 020 7460 1000 7, SPENCER SQUARE, BRISTOL, BS2 8BN, TEL: 01274 303000		

PEARL HILL

**THE GUILDHALL, CAMBRIDGE
FOURTH FLOOR PLAN**

FIGURED DIMENSIONS MUST BE TAKEN IN PREFERENCE TO UNFIGURED DIMENSIONS.
CONTRACTORS, SUBCONTRACTORS & SUPPLIERS MUST VERIFY ALL DIMENSIONS
ON SITE BEFORE COMMENCING ANY WORK. DIMENSIONS MAY VARY SLIGHTLY
CONTRACTORS TO BE HELD TO THE ARCHITECT'S ATTENTION.



Significance Appraisal


- Area and Features of High Significance**
- Area and Features of Medium Significance**
- Area and Features of Low/No Significance**

- NOTES:**
- Modern kitchen fit-outs of no significance
 - Modern Partitioning of no significance
 - Modern secondary glazing of no significance
 - Modern Pictures, fittings and sewing of no significance

PROJECT NUMBER




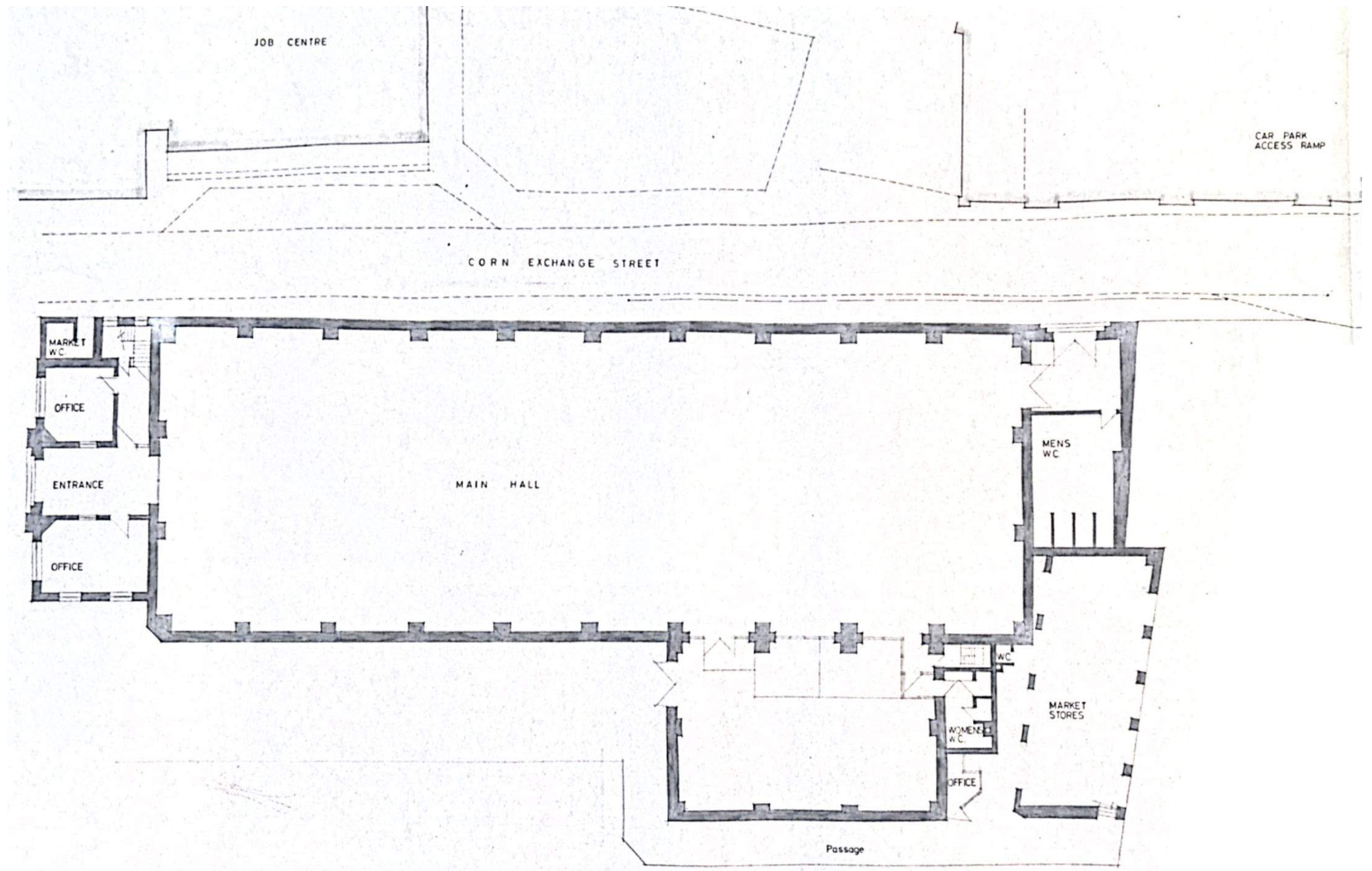
REVISIONS:
Rev# | DATE | BY

 CAMBRIDGE CITY COUNCIL <small>Working for the Community</small>	Project THE GUILDHALL, CAMBRIDGE	Date Issued 04/11/20
	Drawing FOURTH FLOOR LAYOUT PLAN	Date 07/10/20
	Scale 1:100 (A1)	Date 07/10/20
CAMBRIDGE CITY ARCHITECTS A MEMBER OF CAMBRIDGE ARCHITECTS THE ARCHITECTS, ENGINEERS, INTERIORS AND DESIGN SERVICES GROUP 7, MARKET STREET, CAMBRIDGE, CB2 3PL, UNITED KINGDOM		

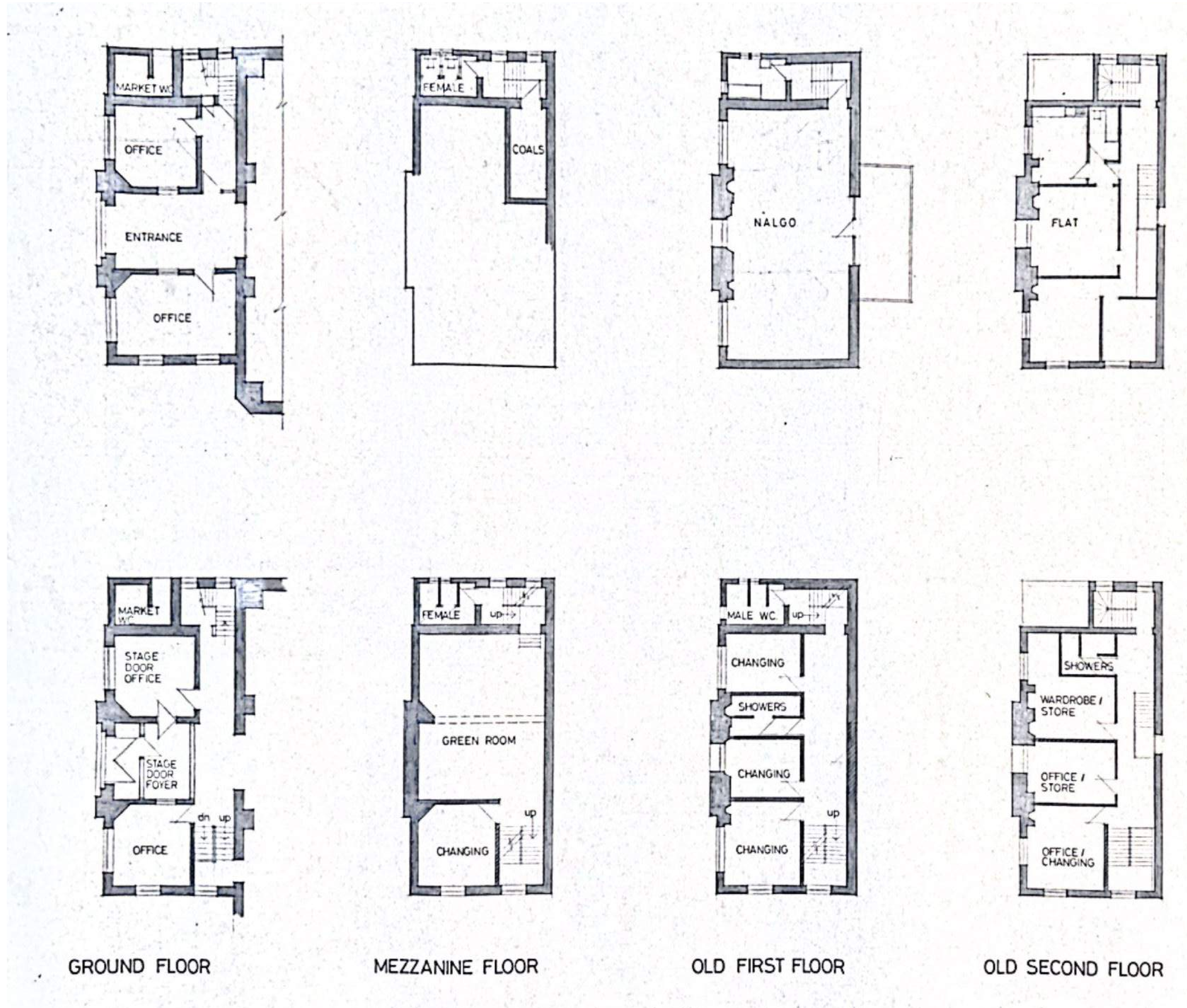
3.0

Corn Exchange





Ground Floor



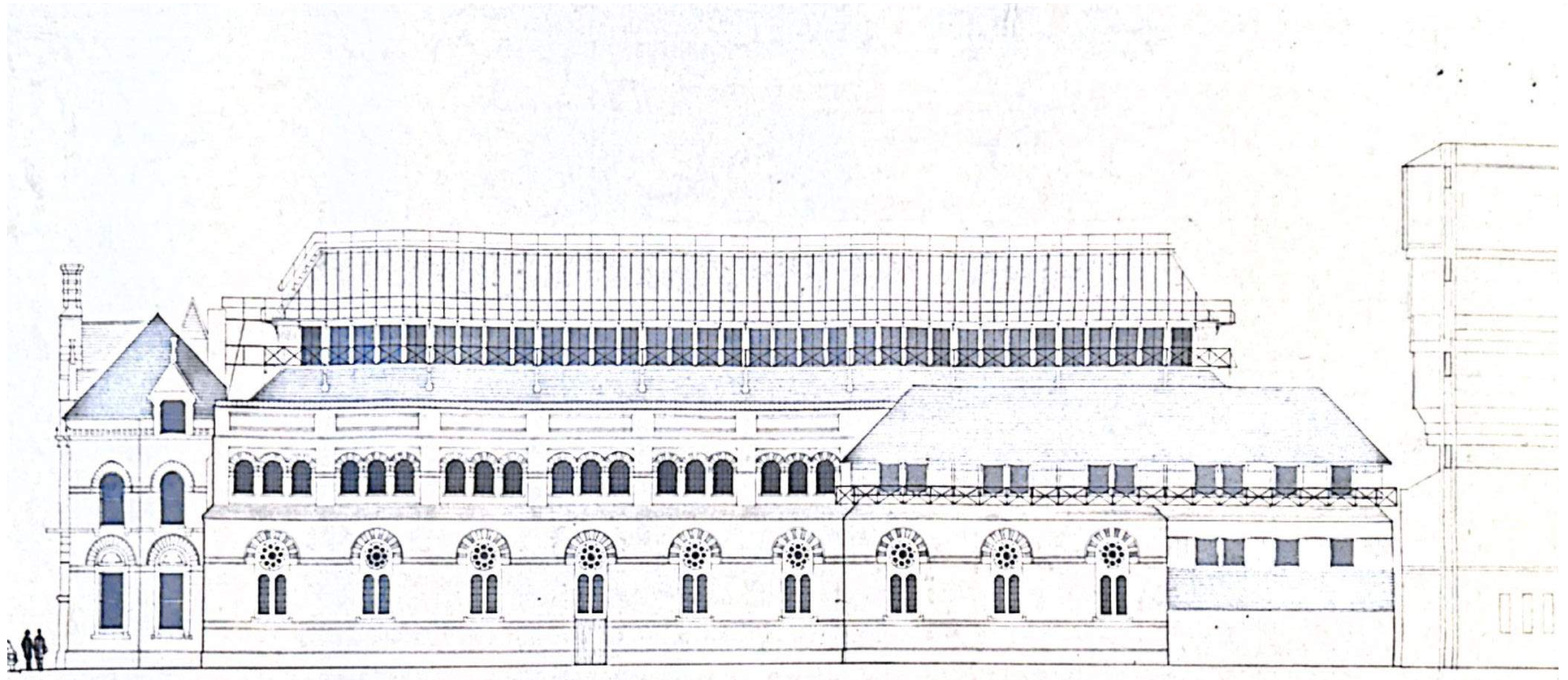
GROUND FLOOR

MEZZANINE FLOOR

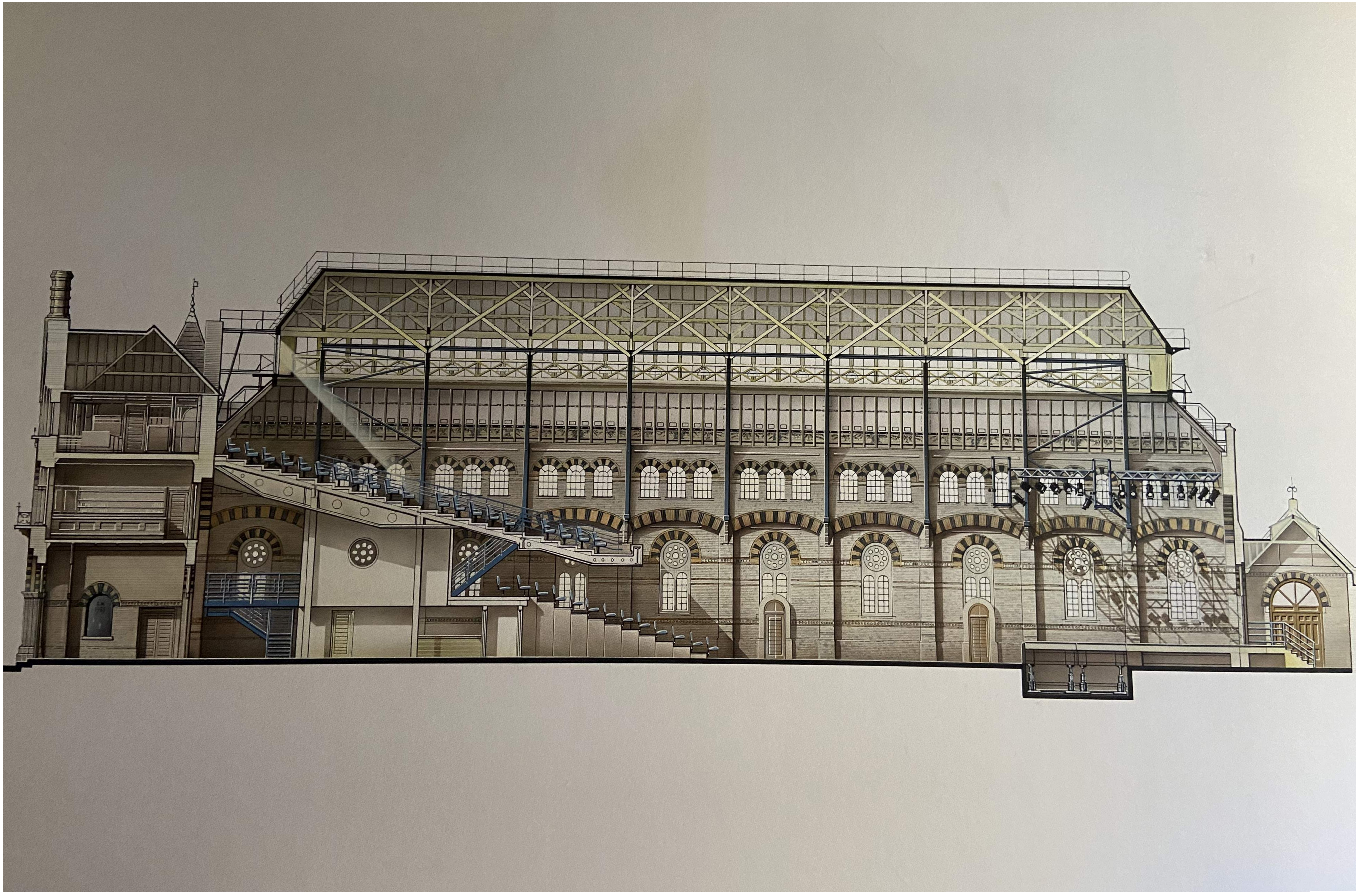
OLD FIRST FLOOR

OLD SECOND FLOOR

Existing and Proposed Plans



West Elevation



Long Section



Short Section A



Short Section B



Front Elevation