

Community Safety Strategic
Assessment:
Cambridge City 2022/23

Cambridgeshire Research Group

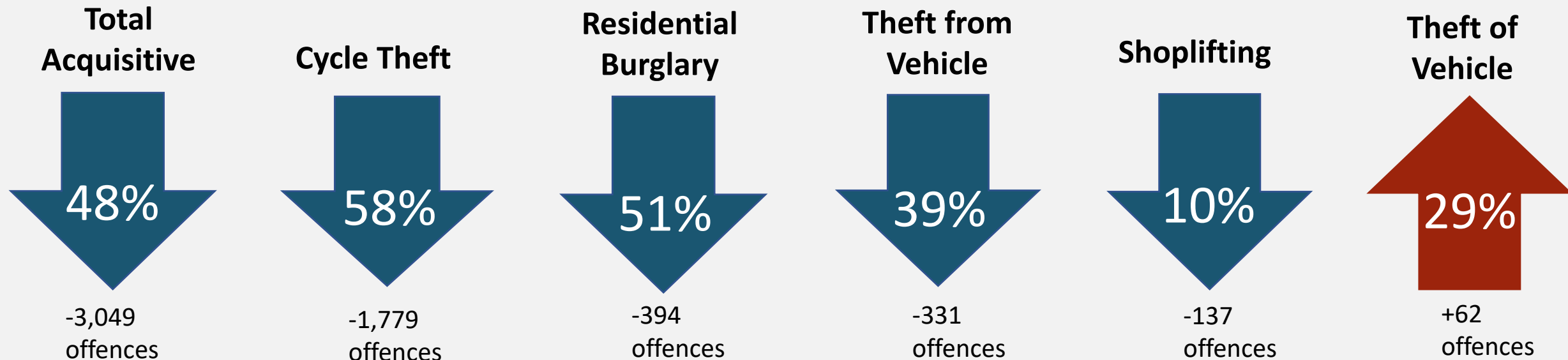
Contents

- Strategic Assessment Key Findings
 - Acquisitive crime
 - Scams, fraud & cybercrime
 - Violence
 - Knife crime
 - Sexual offences
- Current Priorities
- Recommendations
 - Priority Issues
 - Data Gaps

Acquisitive Crime

- Overall acquisitive crime remains down on pre-pandemic levels
- Greatest decreases seen for cycle theft, residential burglary and theft from vehicle
- Theft of motor vehicle offences are up 29% on pre-pandemic levels

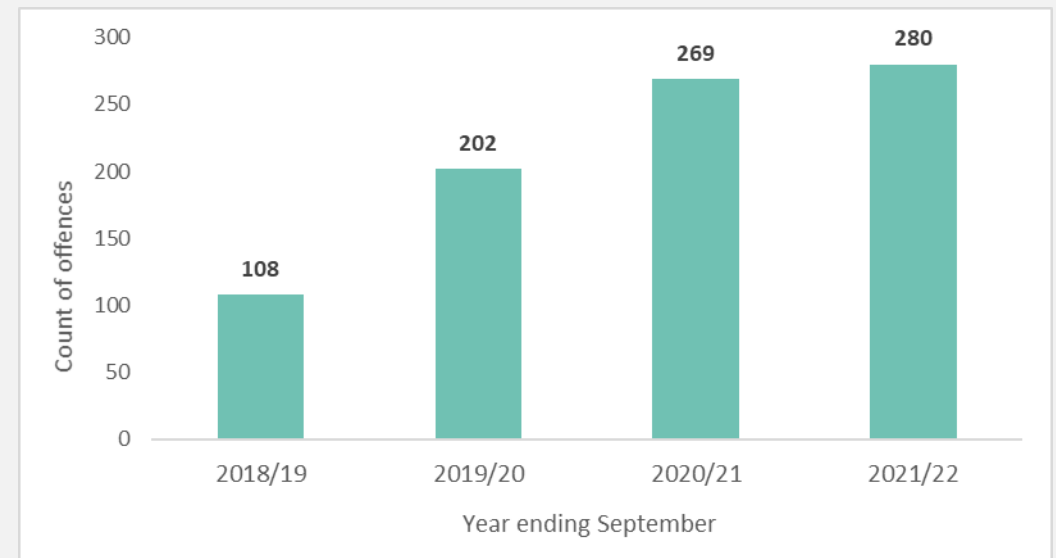
Change in police recorded crime year ending September 2019 to year ending September 2022:



Fraud, Scams and Cybercrime

- Nationally a marked increase was noted in fraud, scams and cybercrime during the pandemic (CSEW estimates)
- Police recorded cybercrime offences in Cambridge City remain relatively low but are still notably higher than prior to the pandemic (up 155%) with increases sustained in the latest year
- Fraud, scams and cybercrime remains a key national threat with prolific offence volumes linked to widespread and potentially high levels of harm for victims (both individual and organisational).

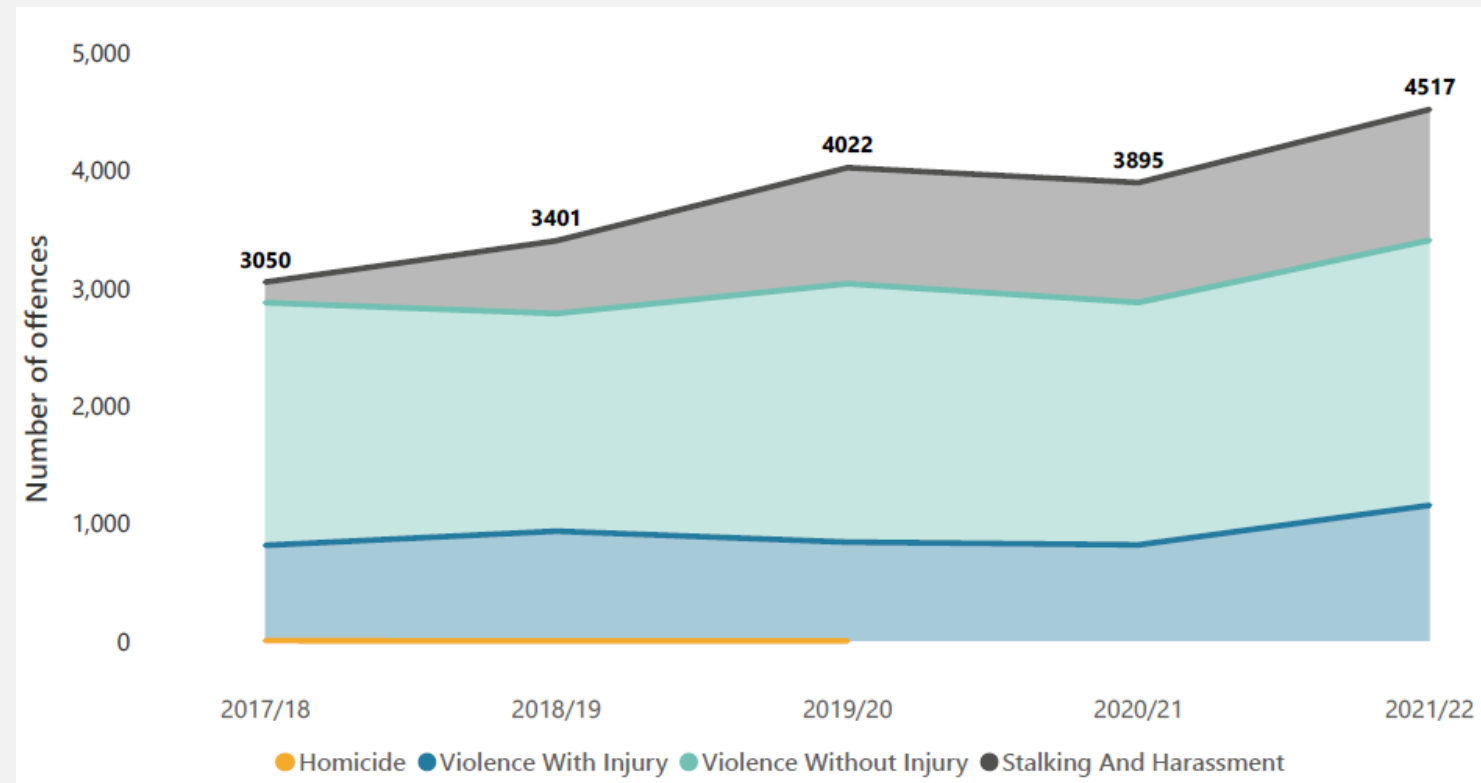
Police Recorded Cybercrime in Cambridge



Violence

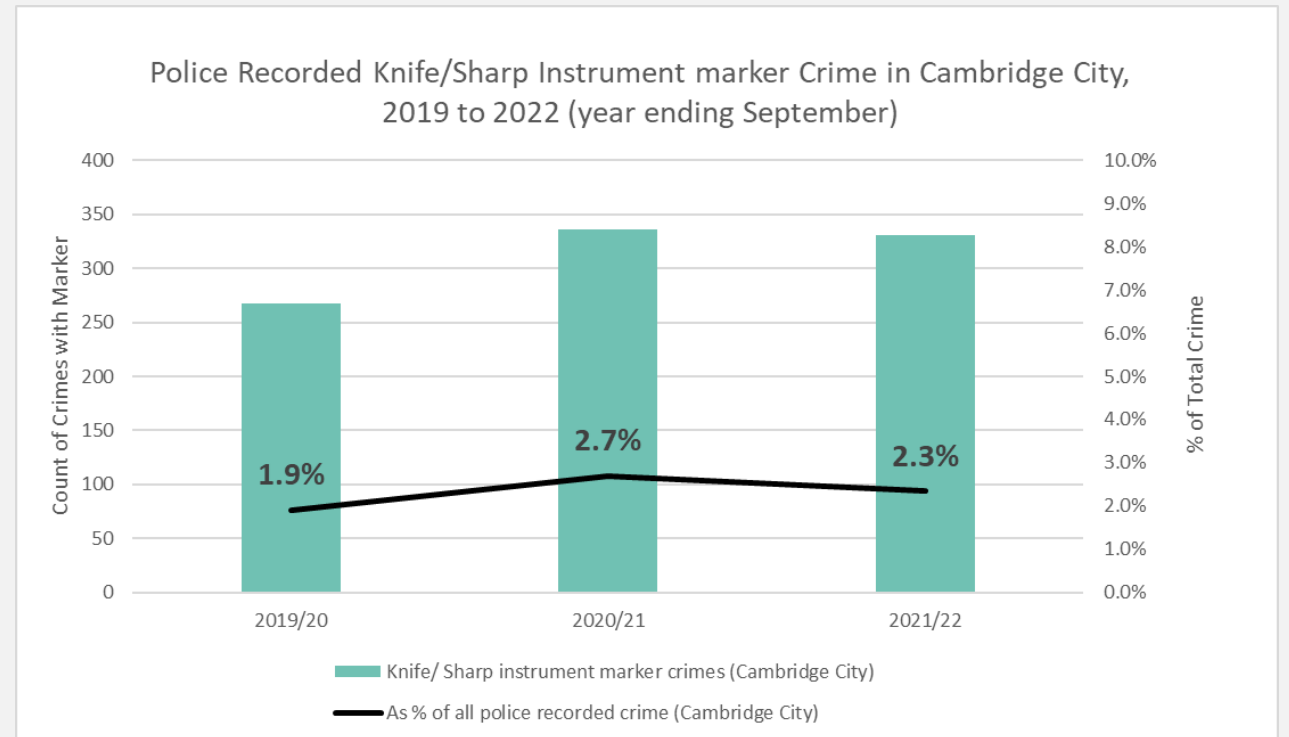
- Overall VAP up by a third in 2022 compared to 2019 (YE September) with all sub-types seeing increases
- The increase in violence *with* injury is above and beyond that seen nationally
- Rate of violence with injury in Cambridge City is 7.9 offences per 1,000 population
 - Cambridgeshire rate - 5.6
 - National rate - 9.7

Police recorded Violence Against the Person offences in Cambridge City



Knife Crime

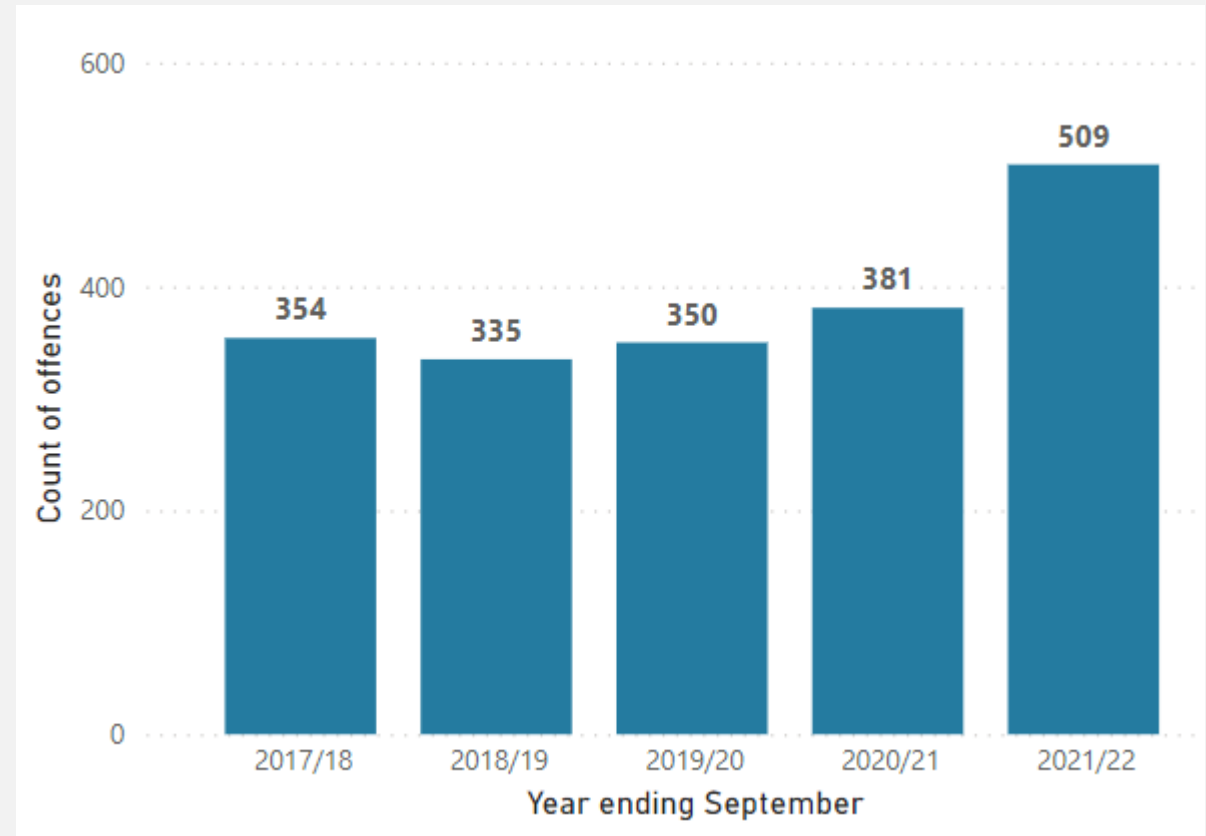
- In the most recent year, 2.3% of all police recorded crime in Cambridge City had a knife or sharp instrument marker
- Cambridgeshire Constabulary analysis of knife crime using the Crime Harm Index has highlighted locations of high harm within Cambridge City.



Sexual Offences

- National police recorded crime data shows long-term increases in the number of sexual offences over the last decade
 - Substantial increases since April 2021
 - Links to increased reporting and improved recording
- Sexual offences recorded in Cambridge City are up 34% in the last year

Police recorded sexual offences in Cambridge City



Existing Priorities

Priority 1: Protecting Young People from Violence and Exploitation.

Priority 2: Listening to Community Needs and Responding Together to reduce harm.

Recommendations – Priority Issue 1

The issue of **violence with injury** within Cambridge City should be investigated and monitored further by the CSP to develop a more complete understanding to inform CSP activity. Specifically; geographical, temporal and victim analysis across both police and health datasets would be beneficial to gain an in-depth understanding of the problem locally.

Recommendations – Priority Issue 2

Fraud, scams and cybercrime have been identified as a key national threat. Local data is likely limited by underreporting but indicates increasing prevalence in Cambridge City. The CSP should consider its role in raising and maintaining community awareness in relation to fraud, scams and cybercrime. In addition to prevention, higher levels of awareness could potentially lead to increases in reporting and victim's accessing support

Recommendations – Data Gaps

- **Analysis for this assessment shows that different data sources are showing contrasting trends in ASB.** Police recorded ASB incidents have seen a decrease whereas the City Council ASB team reports a sustained increase. There is likely a gap in the information available to understand how the two forms of reporting and recording relate. In a context where case studies indicate ASB cases are increasingly complex this may mean the issues in Cambridge City are not fully understood and need further investigation across data sources.
- Tackling reoffending is part of the CSP's remit. **There remains a data gap (both nationally and locally) regarding reoffending.** As such the CSP needs to consider what insights can be drawn from probation services locally as to levels of offending and the concerns regarding offenders in the local area.