

Cambridge Community Safety Partnership

- 14 March 2023
- 10:00-13:00
- 171, Arbury Road Cambridge CB4 2YG with a hybrid option for CCSP Members
- The public can submit pre-advised questions before 10am on Monday 13 March to email address: Community.safety@cambridge.gov.uk

AGENDA

No.	Item	Lead Officer(s)	Time (Mins)
1	Welcome, housekeeping / introductions and apologies	Chair	10
2	Update on election of Chair	Chair	5
3	LGBTQ+ needs assessment	Catherine Meads (Anglia Ruskin University)	15
4	Cambridge Together project	Paul Boucher (City Council)	20
5	Serious and Organised Crime (SOC) Local Profile and input to Community Safety Partnerships (CSP)	Neil Sloan (Constabulary)	20
6	Pre-advised questions from the general public	Chair	10
7	Minutes of 11 October 2022 meeting: Agreement	Board / members	5
8	Action points: Review	Board / members	5
	<i>Looking back on the work of the CCSP</i>		
9	Update on CSP Priorities Priority: Safeguarding young people against violence and exploitation	Jessica-Rose Kennedy (County Council)	10
	Priority: Listening to community needs and responding together to reduce harm, including CCSP Comms Update on Cambridge Cycle Crime Prevention Group	Paul Rogerson (Constabulary) John Richards (City Council)	10
10	Proceeds Of Crime Act (POCA) funded work in Cambridge update	Hannah Hancock (CAMBAC)	10
11	Update from the Office of the Police and Crime Commissioner including Serious Violence Duty and Cambridgeshire Countywide High Harms Board	Shona McKenzie	10
	<i>Looking forward with the CCSP work to add value</i>		
12	End of Year Review Strategic Assessment	Kat Webb / Harriet Ludford (Cambridgeshire Research Group)	10

	Key points from the December Development Session report	Chair	
13	CCSP Strategic Priorities 2023-2024 Community Safety Plan 2023-2024: Next steps discussion	Chair / Board / members	15
14	Partnership Terms of Reference: Agreement	Louise Walker/ Board / members	5
15	Domestic Homicide Reviews Update	Keryn Jalli (City Council)	10
16	Any other business	Chair / Board / members	5
17	Key messages from the meeting today to share with our organisations and the public	Chair / Board / members	5
	<i>Written reports circulated</i>		
18	Home Office Safer Streets Round 3 Final Update	Ian Lombardo (Constabulary)	<i>Written report</i>
19	County Domestic Abuse and Sexual Violence Report Q2 and Q3 2022/23	County DASV Partnership	<i>Written reports</i>
20	Date of next Cambridge CSP meeting	11 July 2023	180

Information for the general public and media representatives

Public attendance

You are welcome to attend this meeting as an observer, and to ask questions or make statements during the relevant item on the agenda. It may be necessary, however, to request that you leave the room during the discussion of matters that are classed as confidential.

Public questions

1. Questions are invited towards the beginning of the meeting.
2. You are requested to restrict questions or statements to matters set out in the meeting's agenda. If you wish to raise a question or make a statement concerning a matter that is on the agenda, then please notify your intention to speak with the Community Safety Partnership Support Officer before the start of the meeting.
3. If you wish to raise a question or make a statement on a matter that is not on the agenda, then please ensure that notice of the question or subject matter is given to the Community Safety Partnership Support Officer on 01223 457808 or via e-mail

(community.safety@cambridge.gov.uk) by 10am on the working day preceding the meeting.

4. Questions and statements should be directed to the Chair in all cases; the Chair will then either respond directly or request that the appropriate member of the Partnership respond.
5. Please be brief and keep to the question or statement, as advised.
6. Please be aware that you may not get a verbal response to your question, especially if the question is detailed; a written response will be offered in such cases.
7. If your question raises issues that should be correctly addressed in a request under the Freedom Of Information Act 2000, the Chair will advise you of this.
8. The Chair may refuse to reply to a question and may refuse to refer the question to another member at their discretion. The Chair may also refuse to permit questions or statements if the matter has already been put or made to a meeting of a Council committee or other body.
9. The Chair's decision is final.
10. The use of audio and visual recording equipment is permitted.

Emergency evacuation

1. In the event of a fire or other emergency, you will hear a continuous ringing alarm. You should leave the building by the nearest exit and proceed to the assembly point.

Cambridge Community Safety Partnership

- 11 October 2022
- 10:00-12:15
- Online as agreed by Cambridge Community Safety Partnership

Draft Minutes

Board

Chief Inspector Paul Rogerson (Chair)	Cambridgeshire Constabulary
James Ball	Cambridgeshire Fire and Rescue Service
Councillor Alice Gilderdale	Cambridge City Council
Keryn Jalli	Cambridge City Council (Community Services)
Jessica-Rose Kennedy	Cambridgeshire County Council

Members

Michael Fox	Cambridge University Hospitals NHS Foundation Trust
Hannah Hancock	Cambridge Business Against Crime (CAMBAC)
Michelle Reynolds	University of Cambridge
Louise Walker (Minutes)	Cambridge City Council (Community Safety Team)
David Walmsley	Anglia Ruskin University
Kat Webb	Cambridgeshire County Council Research Group

Guests

Dawn Bere	Department of Work and Pensions (DWP)
Vickie Crompton	Cambridgeshire County Council Domestic Abuse and Sexual Violence Partnership
Annabelle Goodenough	Crimestoppers Trust
Harriet Ludford	Cambridgeshire County Council Research Group
Shona McKenzie	Office of Police and Crime Commissioner
Councillor Russ McPherson	Cambridge City Council
Chloe Newell	Cambridge City Council (Community Safety Team)

1. Welcome, housekeeping, introductions, and apologies

- 1.1 Vice Chair, Paul Rogerson, welcomed everyone to the Cambridge Community Safety Partnership (CCSP) meeting. It was noted that Keryn Jalli represented Debbie Kaye (CCSP Chair / Cambridge City Council), and that it had not been possible to have attending members of the public.
- 1.2 Apologies were received from Board Members; Stephen Brickley (National Probation Trust), Mark Freeman (Cambridge Council For Voluntary Service), Erin Lilley (Cambridgeshire & Peterborough Integrated Care System), and Maggie Page (Cambridgeshire and Peterborough NHS

Foundation Trust). There were apologies from Members; Joe Mills (British Transport Police) and Susie Talbot (Cambridgeshire County Council Public Health Commissioning).

2. Election of Chair

- 2.1 As there had been no nominations received for Chair, it was agreed to explore this further. For good governance, there needs to be a consistent chair rather than a rotating chair to be able to attend the County High Harms Board chaired by the Police and Crime Commissioner as well as other meetings outside the CCSP. Action point 10/01

3. Pre-advised questions from the general public

- 3.1 There were no pre-advised questions received.

4. Minutes of 19 July 2022 meeting: Agreement

- 4.1 The Minutes of 19 July 2022 were agreed and would go forward for publication.

5. Action Points: Review

- 5.1 All action points from the previous meeting were discussed and closed.

6. Update on CCSP Priorities 2022-2023

6.1 Priority: Safeguarding young people against violence and exploitation

- 6.1.1 As Priority Lead, Jessica-Rose Kennedy provided an update on the priority and action plan. Work continues to support a countywide contextual safeguarding approach with a SWAY training tool, and outreach to organisations. A safeguarding workshop day is being discussed and will be jointly planned with Jo Procter, Head of Service for Cambridgeshire and Peterborough Safeguarding Partnership Boards.

- 6.1.2 Keryn Jalli explained that as part of the priority, the Research Group is looking at mapping to produce a dashboard and to look at data sources such as lighting, CCTV, school locations, and green spaces. The Peer Group and Places meetings are progressing, led by Louise Willerton, Cambridge City Council Youth Liaison Officer, to provide a contextual safeguarding approach for young people. For internal communication, it was agreed to share the terms of reference and referral form with the CCSP. Action point 10/02

- 6.1.3 Paul Rogerson asked if Kat Webb was aware of network analyse by University of Cambridge, which examines the relationship of offenders and victims. This work has identified trigger points for intervention regarding vulnerability to be able to change the outcome. It was agreed for him to connect Kat Webb to the network. Action point 10/03

6.2 Priority: Listening to community needs and responding together to reduce harm

6.2.1 As Priority Lead, Paul Rogerson provided an update. There was a review of partnership data from the community and plan to recommence Operation Carmel to gain online and face to face feedback about issues of concern from residents. There is a plan to hold a pilot community event with an Area Committee before the end of March 2023 where communities can speak about issues that affect them. A CCSP Communications Task Group was meeting for the first time to discuss a communications plan to sit behind this work to enable a broader approach with the different agency partners.

6.3 Cycle Crime Prevention Task Group September Event

6.3.1 On behalf of Inspector Ed McNeill, Louise Walker who had attended reported that a successful cycle safety event was held on 22 September at Cambridge station, hosted by Greater Anglia, and supported by Cambridge City Council, the Police, and Camcycle to raise awareness about Cambridge Community Safety Partnership Cycle Crime Prevention Group and [Save Our Cycles Campaign](#). Over 65 bikes were marked with kits provided by [Vision Zero Partnership](#) at the event, and a lot of crime prevention advice provided.

6.3.2 Paul Rogerson conveyed the CCSP's gratitude to the Task Group for success in the reduction of cycle crime through partnership joined up work, particularly working with Camcycle as a partner. He said that the new CCSP Communications Task Group would be able to assist in promoting this work.

7. Update on CCSP supported research: 'Investigating the needs and vulnerabilities of Asian women around Domestic Abuse in the East of England to strengthen service provision and responses'

7.1 Keryn Jalli spoke to the report provided by Dr Mirna Guha, which includes reference to the CCSP Domestic Homicide Review for Yasmina, who was killed by her husband.

7.2 David Walmsley said he had invited Dr Guha to join Anglia Ruskin University (ARU) domestic abuse working group. Paul Rogerson recommended that all CCSP Members read the published DHR. He asked if Dr Guha was in contact with the Police representative working with a Muslim Community group in Huntingdon to support women as this may assist her research. It was agreed to provide their details in case these were required. Action point 10/04

8. Domestic Homicide Review Update

8.1 Keryn Jalli reported that the process had started for procuring a Chair for a DHR following a suicide in 2018, which had been requested this year. She will contact the CCSP with an update. Action point 10/05

9. County Domestic Abuse Annual Report and Domestic Abuse and Sexual Violence Report Q1 2022/23

- 9.1 Vickie Crompton, Manager of the County Domestic Abuse and Sexual Violence Partnership (DASVP), spoke to the report as presented. She said that a new county outreach service had been commissioned called [DASS](#), which will take referrals from Cambridge City. She said that the government funding had enabled expansion of the IDVA (Independent Domestic Violence Advisor) Service to include housing, male victims, stalking, Black, Asian, and Minority Ethnic (BAME) as well as to commission independent feedback from survivors. She welcomed the CCSP to join the Domestic Abuse Champions network, which meet quarterly online with presentations. Action point 10/06
- 9.2 Paul Rogerson asked about work to support the cost of living crisis and Vickie Crompton replied that communications about support for those affected by domestic abuse will be within generic information to reduce risk to the victim. Keryn Jalli said that Cambridge City Council is holding some roadshows around the city and were working with Cambridge Women's Aid and the DASVP BAME IDVA about connecting messaging and information.
- 9.3 Alice Gilderdale thanked Vickie Crompton for her insightful report. She asked about how the County DASVP connect with private landlords and offered that the City Council would be keen to assist. Vickie Crompton replied that the County Safer Accommodation Manager was leading on this work and was linked into the City Council and welcomed any promotion such as in newsletters. Paul Rogerson asked that the report be shared with the Chairs of the CCSP Task Groups for awareness raising. Action point 10/07
- 9.4 David Walmsley said that ARU is writing a policy and higher education sector guidance is available now. He asked how Countywide DHR recommendations are tracked. Vickie Crompton replied that the DASVP would be happy to assist with the policy and to consider with many ARU students living at home that domestic abuse can be by family members, not just intimate partners. Also, she said it was important to have a Staff Policy to include victims and perpetrators. Regarding DHR actions for those before 2021, the CSPs are responsible and after 2021, the DASVP alongside CSPs. Action point 10/08
- 9.5 David Walmsley asked about the connection between domestic abuse and suicide. Vickie Crompton said that DASVP has joined together with the Suicide Prevention Group, and that resources and guidance are available at https://www.cambsdasv.org.uk/web/mental_health/171562
- 9.6 The Board noted the County Domestic Abuse and Sexual Violence Report Q1 2022/23.

10. Proceeds of Crime Act (POCA) funded work in Cambridge Update

10.1 Hannah Hancock, Manager of CAMBAC (Cambridge Business Against Crime) provided an update. The objective of the POCA funding is to reduce alcohol related crime and disorder, which will be achieved with the following initiatives: (1) Accreditation for hospitality premises and partners, (2) To standardise safeguarding and preventing training for night-time and hospitality economy, and (3) A City and Town pledge using best practice from the City of Nottingham. The work will be carried out in 3 Phases and will involve a cross section of the community with representatives such as from the Police, City Council Licensing, CAMBAC, Cambridge BID, also Students Unions, Colleges, Women's groups, and other organisations.

10.2 Kat Webb asked how feedback about the progress will be shared with the CCSP. Keryn Jalli asked if LGBTQ+ and black and minoritised community groups such as the Kite Trust and Cambridge Ethnic Community Forum will be invited to be involved to be able to represent trans or non-binary, and black and minoritised people. Hannah Hancock replied that the CCSP will be provided with reports and for any relevant group's details to be shared with her.

Action point 10/09

11. Home Office Safer Streets 3 Report

11.1 A report provided by Detective Ian Lombardo gave the CCSP an update on the media campaign designed as part of the Home Office Safer Streets 3 project. The campaign is educational looking to highlight behaviours that are abusive and misogynistic using social media on platforms such as Instagram and Tiktok as well as physical advertising such as posters. The new website link is <https://knowviolence.org/>. It was agreed that it would be helpful to have a further update at the next CCSP meeting.

Action point 10/10

11.2 The CCSP noted that the Police and Crime Commissioner's Office and the Constabulary had been successful in their bid to secure funding from Home Office Safer Streets 4 with work targeted in Peterborough and Wisbech.

12. Annual Review 2022: Agreement

12.1 Louise Walker spoke to a draft version of the Annual Review 2022, which provides an overview of the work of the partnership, priorities and projects. It was agreed that this review will be useful for the CCSP Communications Task Group to bring to life the difference the CCSP is making in the city. The CCSP Board agreed for the Annual Review to be published.

13. Update from the Office of the Police and Crime Commissioner

13.1 Shona McKenzie provided an update about the work with the Police and Crime Commissioner (PCC)'s [Safer Communities Fund](#) with applications

welcome from the CCSP and pots of up to £5,000 available. The PCC is involved in a series of round table events around the County, and there is a CSPs Chairs meeting on the 2 November. There are only a few pieces of correspondence coming into the PCC's Office about anti-social behaviour in Cambridge with the main issues being around speeding and e- scooters, which highlights the great work of the CCSP. Shona McKenzie has set up a meeting with the new county Community Problem-Solving Coordinators and this will be a good opportunity for them to meet and share each other's contact details. The CSP Officers Group, which Keryn Jalli attends, meets quarterly and any agenda items would be welcome.

13.2 Keryn Jalli reported that she had attended the new High Harms Board, which has replaced the County Community Strategic Board, had met on 6 October. It had discussed governance arrangements, the new drug strategy, information sharing and reporting DHRs into the Board.

13.3 It was noted that the CCSP had already received £500 from the PCC's Safer Community Fund towards the cost of printing the Save Our Cycle Campaign leaflets, which were used at the Cycle Safety event on 22 September.

14. Future Strategic Update by Education

14.1 Paul Rogerson said to broaden the reach of the CCSP that it would be beneficial to have a representative for Education attending to provide insight about young people and their vulnerabilities. The CCSP agreed that this would be helpful and for the Chair of the Headteachers Cluster Behaviour And Inclusion Group (BAIT) to be invited to attend the CCSP in the future.

Action point 10/11

15. Any other business

15.1 There was no other business raised.

16. Key messages from the meeting today to share with our organisations and the public

16.1 The Chair summarised the key messages to be shared from the meeting:

- To reflect on our activities such as meaningful engagement with young people, and the depth and background of the Domestic Homicide Review.
- To celebrate our achievements and use internal and external communications as well as to look forward to new future opportunities such as partnership work with CAMBAC in reducing Cycle Crime.

16.2 The Chair thanked the Board and Members for their valuable contributions and the meeting was closed at 12:15.

Cambridge Community Safety Partnership

- 14 March 2023

ACTION POINTS

MONTH / NUMBER	ACTION POINT	ACTION
10/01	Election of Chair to be an October meeting agenda item.	Closed: Agenda Item 2.
10/02	Louise Walker to circulate the Peer Group and Places meetings Terms of Reference and Referral Form.	Closed: Circulated to the CCSP on 12 October 2022.
10/03	Paul Rogerson to link Kat Webb to the University of Cambridge network analyse group regarding offenders and victims.	Closed: Details were shared.
10/04	Paul Rogerson to provide the contact details for the Police representative in the Muslim community working in Huntingdon to support women to Keryn Jalli and Louise Walker to share with Dr Mirna Guha.	Closed: Details were provided and shared with Dr Mirna Guha on 21 October.
10/05	Keryn Jalli to contact CCSP to confirm if a DHR Chair has been procured.	Closed: Agenda Item 15.
10/06	Louise Walker to circulate to the CCSP the details for the County Domestic Abuse Champions network.	Closed: Circulated to the CCSP on 12 October 2022.

10/07	Louise Walker to circulate to the CCSP Task Group Chairs the County Domestic Abuse and Sexual Violence Annual Report 2021-22.	Closed: Circulated on 19 October 2022.
10/08	Louise Walker to check the published DHR Action Plan and that all items are completed.	In progress.
10/09	CCSP to share any relevant contact details with Hannah Hancock for the POCA funded work in the night-time economy such as for The Kite Trust and Cambridge Ethnic Community Forum.	Closed: Shared on 28 October 2022.
10/10	Cambridgeshire Constabulary to provide a Home Office Safer Street 3 Update.	Closed: Agenda Item 18.
10/11	Chair of the Headteachers Cluster Behaviour And Inclusion Group (BAIT) to be invited to attend the CCSP in the future.	Closed: Invitation circulated and unable to attend on 14 March.

To: Cambridge Community Safety Partnership Board

From: John Richards

Subject: Cambridge Cycle Crime Prevention Task and Finish Group

Date: 14 March 2023

1. Purpose of the report

- 1.1 To provide an update to the Board on the work of the Cambridge Community Safety Partnership Cycle Crime Prevention Task and Finish Group.

2. Background

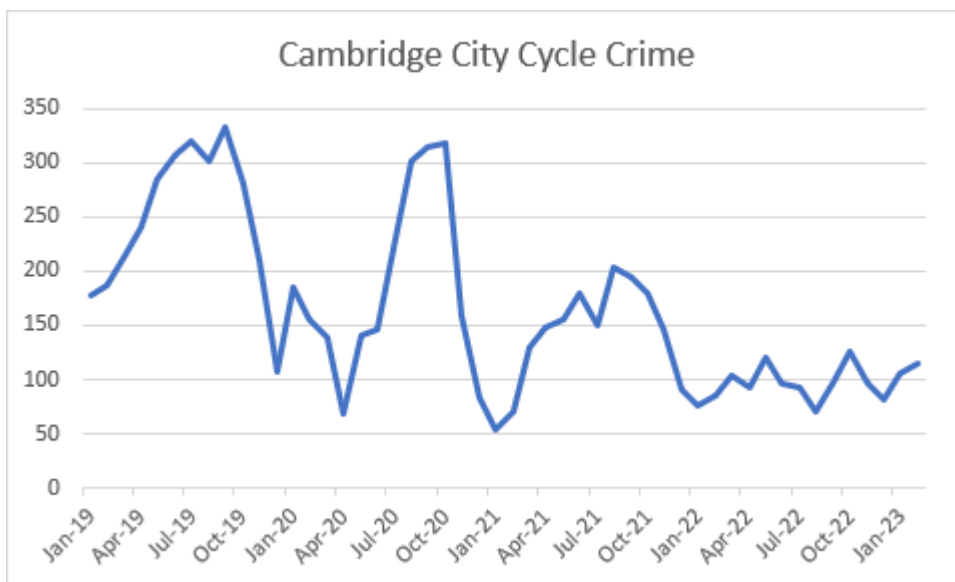
- 2.1 As well as the Cambridge Community Safety Partnership (CSP) Business As Usual Groups, Task and Finish Groups are set up as required.
- 2.2 In October 2020, a multi-agency Cambridge Cycle Crime Prevention Task and Finish Group was created to respond to increasing concerns about cycle crime. Cambridge City Council is the interim chair with a number of different stakeholders from local businesses and other organisations involved: British Transport Police, Cambridge Ahead, Cambridge University Hospitals NHS Foundation Trust, Cambridgeshire Constabulary, Cambridgeshire County Council, Shared Service CCTV, Greater Anglia Rail, Anglia Ruskin University, University of Cambridge, the voluntary sector: Camcycle and Neighbourhood Watch, a representative of the Police and Crime Commissioner for Cambridgeshire and Peterborough, and relevant Cambridge City Councillors.
- 2.3 The Group established objectives and terms of reference with the aim to understand the current situation using a strong evidence base. The Group focuses on potential areas where multi-agency work can make a difference.

3. Cambridge Cycle Crime Prevention Task and Finish Group Update

- 3.1 The Cycle Crime Prevention Task and Finish Group meets every two months.
- 3.2 The group continues to benefit from sharing knowledge and experience for a joined-up approach to tackling this crime, including Police cycle crime incident reports to inform direct intervention planning and resources. This has included attendance by Inspector Ed McNeill at the National Cycle Crime Group. The national Cycle Safety and Security Plan has similar themes to Cambridge Cycle Crime Prevention Group's focus, which is on Enforcement, Infrastructure and Education accompanied by an action plan:
- Enforcement –The Police have continued their enforcement work with successful results. There has been a 60% reduction in cycle crime when comparing 2019 figures with 2022.

The peak and troughs seen in the diagram below are seasonal crime trends. The joined up work of partners has assisted crime reduction particularly by the Shared Service CCTV team, Camcycle, and Greater Anglia so far. There are currently 8 Criminal Behaviour Orders (CBOs) for cycle crime prolific offenders the team have obtained in the last 18 months. Inspector Ed McNeill has developed a Court Impact Statement on behalf of the Group, which will assist magistrates in understanding the fuller impact to an individual victim of the theft of their cycle affecting them in a far broader financial, social, environmental as well as to their health. For reporting to ensure official recording, it is important for the public to report any crimes directly to the Police by reporting online using the link

<https://www.cambs.police.uk/report/Report-Shared/Report-a-crime> or by calling 101



- Infrastructure – Since October 2020, an extensive audit of public (On-street) cycle parking stands in the city centre has been carried out. This included reviewing the robustness of fixings, and the individual setting of each location such as lighting and visibility etc. A high proportion (90%) of those stands were found to be securely installed and only a small number with opportunity for improvement. Poor lighting and natural surveillance, and a lack of CCTV coverage in several high cycle crime areas was identified as being more likely to contribute to the risk of cycle crime. There has since been significant combined resource and investment (Cambridge City Council, Police, and Shared Service CCTV) to improve CCTV coverage in those high-risk areas with 16 new cameras dedicated to cycle crime due to be installed in 2023. To support this, a 'Cycle ID' solution is being developed and will be trialled at 10 cycle parking locations covered by the new CCTV cameras. These individual signs will include a location identifier (ID) and other useful information for

users. Providing an ID is expected to aid reporting and investigating cycle crime by allowing accurate geographic information to be shared.

There has been other investment in CCTV enhancements including in the work Greater Anglia are undertaking at the two city railway stations at Cambridge Central and Cambridge North to bring about security improvement to strengthen user confidence and prevent cycle related crime. All of this work has been able to progress with Government grant funding via Sustrans for £436,830, Greater Cambridge Partnership (GCP) providing £60,000, Brookgate providing £5,000, and Cambridge City Council contributing £10,000 towards the enhancements at the railway Cycle Point facility – totalling £511,830. In addition, a consultant has been appointed with Greater Cambridge Partnership funding to take work forward at Cambridge Cycle Point. Addenbrookes Hospital campus has received repurposed cycle stands made available through redevelopment of Cambridge City Council car parks.

- Education – Led by Task Group member Camcycle, ‘Save Our Cycles’ Campaign continues to encourage the public to record their bike’s frame number with a description and then to log it on [Bikeregister.com](https://www.bikeregister.com). This helps the Police trace and return stolen bikes, and bike owners to always lock their bike securely to a fixed object, even if it is only being left for a few minutes. The more identifiable the bikes become, the harder it is for the criminals to move the stolen items on, thus making the crime less profitable. The link is <https://www.camcycle.org.uk/resources/cycletheft/>. The campaign has been promoted across Cambridge and beyond. For example, Camcycle has distributed printed leaflets and digital materials about cycle safety to colleges, universities, and bike shops, at community events and via the Festival of Cycling in September. Other promotion has been in the Cambridge Matters magazine, which is delivered to every city household as well as on the updated Cambridge Community Safety Partnership website: <https://www.cambridge.gov.uk/cambridge-community-safety-partnership>

3.3 Different events have been held over the year such as by Group members: Camcycle, the Police, and Cambridge City Council supporting the [Vision Zero Partnership](#)’s Cambridge ‘Road Safety Day of Action’ held on 8 June, which coincided with National Bike Week and was attended by the Police and Crime Commissioner (PCC), Darryl Preston. To support the group’s work, funding by the PCC has contributed £3,000 towards cycle marking kits, and £500 towards the printing of the Save Our Cycles campaign leaflets. Cambridge Police has been actively involved in the city’s awareness raising events such as a Cycle Safety and marking events at Cambridge Station (22 September 2022), Addenbrooke's Hospital (18 November 2022), Grafton Centre (14 December 2022), Long Road Sixth Form College (20 January 2023), Grand Arcade (7 February 2023) and planned for Cambridge City Station (28 March 2023). Enforcement activity has taken place when required as well as

speaking with the public. Ed McNeill and Rob Tindall from Cambridgeshire Constabulary will be guest speakers at the National Cycle Crime Conference in Birmingham, hosted by BikeRegister and supported by West Midlands Police and British Transport Police, being held in July 2023.

4. Recommendations

- 4.1 That the Board members note the information as presented.

- 4.2 That the Board members continue to support and promote the work of Cambridge Community Safety Partnership Cycle Crime Prevention Task and Finish Group.

Further Information:

John Richards

Chair of the Cambridge Cycle Crime Prevention Task and Finish Group

Cambridge City Council, Environmental Services

Telephone number: 01223 458525



Community Safety Strategic Assessment:

Cambridge City

2022/2023

Version 1.1

Cambridgeshire Research Group' (CRG) is the brand name for Cambridgeshire County Council's Research & Performance Function. As well as supporting the County Council we take on a range of work commissioned by other public sector bodies both within Cambridgeshire and beyond.

All the output of the team and that of our partners is published on our dedicated website

[Cambridgeshire Insight \(http://www.cambridgeshireinsight.org.uk/\)](http://www.cambridgeshireinsight.org.uk/)

Document Details

Title: Community Safety Strategic Assessment: Cambridge City 2022/23

Date Created: Sept 2022

Description: Annual Community Safety Strategic Assessment

Language: English. Please contact the research group for translations in other languages (research.group@cambridgeshire.gov.uk)

Produced by: The Research Group, Cambridgeshire County Council (the CRG)

Additional Contributions:

- Change Grow Live
- CCC Community Protection Team Cambridge
- Cambridge City Council
- Cambridgeshire Constabulary
- Cambridgeshire Fire and Rescue Service

On behalf of: The document has been produced by the CRG, on behalf of Cambridge City CSP and is available to download from [Cambridgeshire Insight](http://www.cambridgeshireinsight.org.uk/)

Geographic Coverage: Cambridge City, Cambridgeshire

Time Period: October 2018 to September 2022

Format: PDF **Status:** Version 1.1

Usage Statement: This product is the property of the Research Group, Cambridgeshire County Council. If you wish to reproduce this document either in whole, or in part, please acknowledge the source and the author(s).

Disclaimer: Cambridgeshire County Council, while believing the information in this publication to be correct, does not guarantee its accuracy nor does the County Council accept any liability for any direct or indirect loss or damage or other consequences, however arising from the use of such information supplied.

Document Details	1
1. Introduction	4
1.1. Understanding the wider context	4
1.1.1. National	4
1.1.2. Countywide	6
1.1.3. Demography update	7
2. Executive summary	8
2.1. Recommendations	10
3. Cambridge City Context – Community Policing Survey	11
4. Crime Overview – Cambridge City	13
5. Personal Safety	14
5.1. Key findings	14
5.2. Acquisitive Crime	16
5.2.1. Overview	16
5.2.2. Cycle theft	19
5.2.3. Shoplifting	20
5.2.4. Other Theft	22
5.2.5. Vehicle Crime	22
5.2.6. Burglary	24
5.3. Fraud/ Scams & Cyber crime	25
5.4. Domestic Abuse	28
5.4.1. Domestic Homicide Reviews	34
5.4.2. What is the CSP doing about Domestic Abuse?	34
5.5. County Lines	36
5.5.1. What are the CSP doing about County Lines?	37
5.6. Modern Slavery	37
5.7. Violence Against the Person	39
5.7.1. Stalking and Harassment	41
5.7.2. Violence Without Injury	42
5.7.3. Violence With Injury	43
5.7.4. Knife Crime	54
5.8. Child Sexual Exploitation and Child Criminal Exploitation	55
5.8.1. What are the CSP doing about Contextual Safeguarding?	56
5.9. Sexual Offences	57

5.9.1. What are the CSP doing about sexual offences?.....	59
6. Community Harm	61
6.1. Key Findings	61
6.2. Anti-Social Behaviour (ASB).....	62
6.2.1. Police recorded ASB	62
6.2.2. ASB involving young people	66
6.2.3. E-scooters	68
6.2.4. ASB reported to Cambridge City Council.....	69
6.3. Substance Misuse.....	71
6.4. Fire	75
6.5. Hate Crime	79
6.6. Public Order	81
6.1. Reoffending.....	82
7. References.....	84
Appendix A: Cambridgeshire & Peterborough Community Safety Countywide Agreement 2022-2025	86
Appendix B: Cambridge City Community Safety Structure 2022-2023	87
Appendix C: The Cambridge City Cycle Crime Prevention Task and Finish Group – summary.....	88
Appendix D: Cambridge City CSP Activity in Relation to Domestic Abuse	90
Appendix E: Cambridge City CSP Activity in Relation to Contextual Safeguarding	93

1. Introduction

1.1. Understanding the wider context

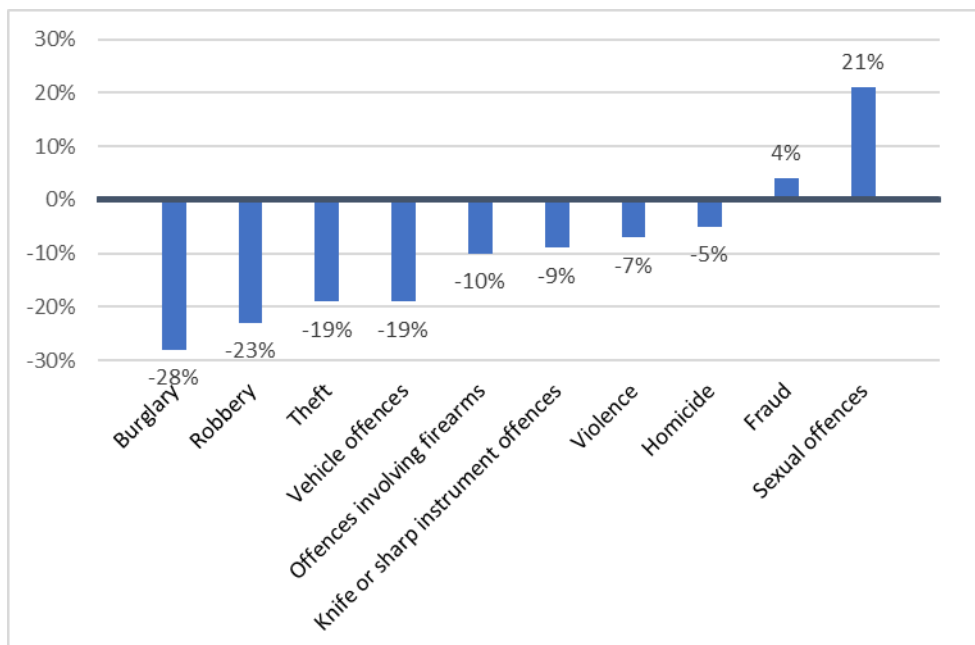
1.1.1. National

The latest national figures to June 2022 indicate an overall 8% decrease in crime since the year ending March 2020, as estimated by the Crime Survey for England and Wales (CSEW). Whilst this figure should be treated as provisional due to changes in the survey sample size, the survey results do highlight how some crime types have been particularly impacted by the Covid-19 pandemic.

Theft decreased during the early stages of the pandemic (i.e. when lockdowns were implemented) and still continues to remain lower than the pre-pandemic period. Conversely, fraud significantly increased, attributed to behavioural changes (such as increased use of online services). However, as at June 2022 fraud was back at pre-pandemic levels. An increase in computer misuse offences was also found to be short term and linked to the early stages of the pandemic.

Police recorded crime data is needed to understand the lower-volume but higher-harm crimes that the CSEW survey does not necessarily cover. Several key crime types have seen decreases nationally (according to police data) when comparing the year ending March 2020 (i.e. pre-pandemic) to the year ending June 2022 as shown in the figure below (ONS, 2022).

Figure 1: Overview of the changes in main crime types, England and Wales (year ending June 2022 compared with March 2020) (Source: ONS)



There has been a national increase in police recorded sexual offences (21%). The influence of high-profile cases on willingness to report has been cited as a likely driver for this change (ONS, 2022).

The decreases seen in police recorded crime during national lockdowns and reduced social contact have not been sustained. Pre-coronavirus pandemic levels of crime have now been surpassed based on this data. Nationally the ONS reports that the increase in police recorded crime from the year ending June 2021 (12%) to the year ending June 2022 is likely to be driven by reporting and recording practices. In Cambridge City July-September 2021 onwards has seen a relative plateau in the total volume of crime recorded.

Figure 2: Police recorded crime England and Wales, quarterly from April 2017 to June 2022 (Source: ONS Figure 3)

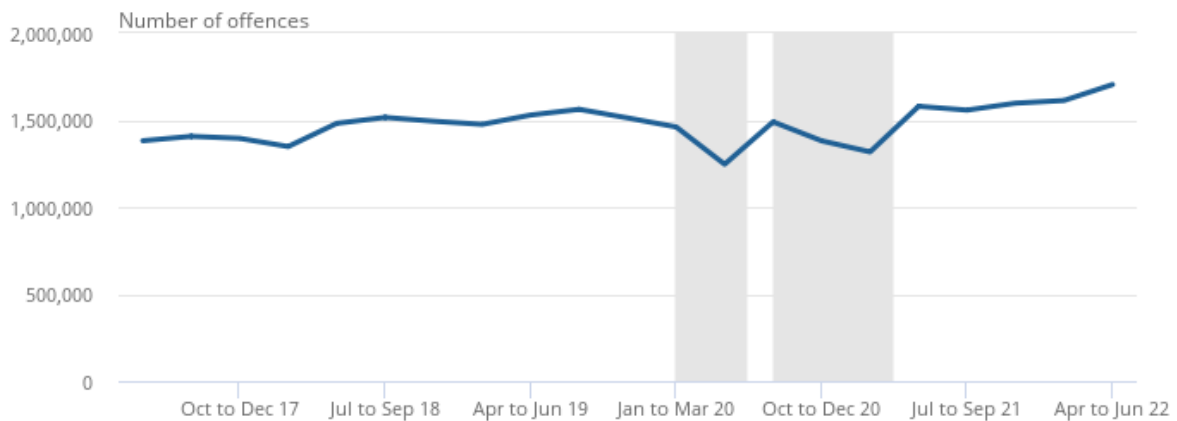
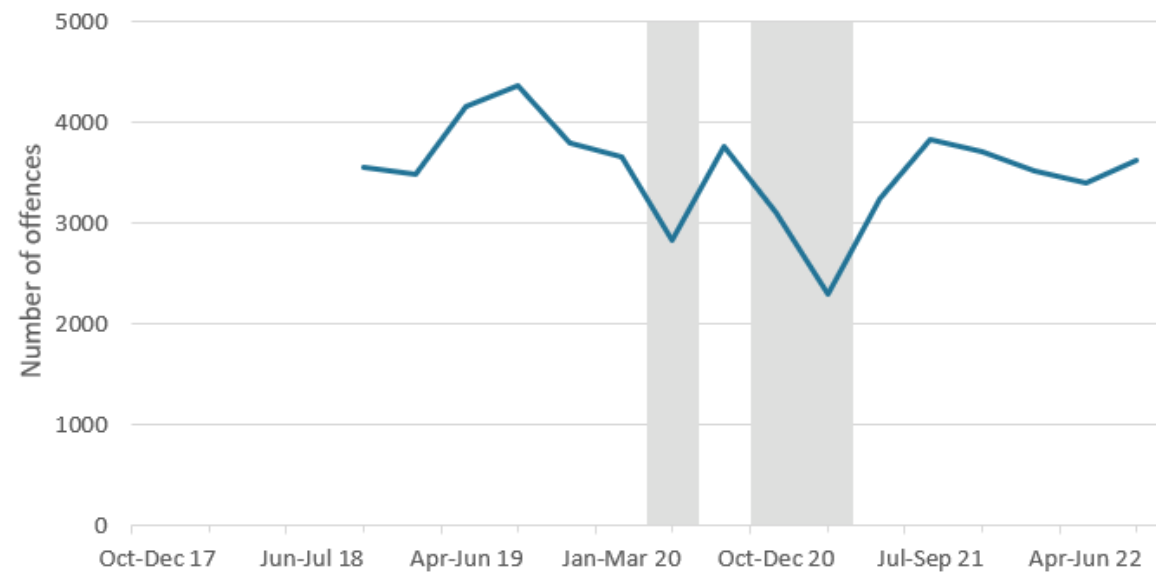


Figure 3: Police recorded crime Cambridge City, quarterly from Oct-Dec 2018 to July-Sept 2022 (Oct 2017 to Jun 2018 data unavailable)



1.1.2. Countywide

The countywide community safety board was refreshed in 2022 and now operates as the Countywide High Harms Board. This board meets quarterly and focuses on four high harm issues:

- Drug Strategy
- Serious Violence
- Violence Against Women and Girls
- Serious & Organised Crime

Delivery groups and countywide linkages alongside this aim to address other community safety issues, as outlined in the figure in Appendix A.

From 2022 a new Problem-Solving Co-ordinator funded by the OPCC, is being hosted by Cambridge City Council's Community Safety team for a three-year term. These are posts replicated in other districts in the County. There is also the opportunity to bid into a PCC community fund for local crime and disorder issues. Example activity includes:

- Production of Save Our Cycle campaign leaflets to further public education on bike theft prevention and encourage the registering of bikes to increase chances of successful outcomes if bikes are stolen.
- Hate Crime Prevention at Cambridge Pride (July 2022), led by The Pink Festival Group, to support funding for a safe youth area (The Kite Trust), a community area (Encompass Network), a wellbeing area (Satyam Wellbeing Centre), and volunteer engagement and site safety.
- 2500 'Cycle Marking Kits' that will be distributed by Police colleagues (October 2022). These Cycle Marking Kits enable bicycle owners to place a QR code sticker on their bicycle, that registers them as the owner of that particular bicycle on the Bike Register.
- 8 x rocket LED tower lights (November 2022), that are to be deployed to outdoor spaces to enable outdoor and physical activities/groups for children and young people to run during the winter months (that cannot otherwise run due to the lack of natural or other outdoor lighting).

Other bids are currently in progress and awaiting an OPCC decision e.g. to fund the production of animated videos and an educational resource package to be deployed to primary schools, to raise awareness of county lines and associated issues

1.1.3. Demography update

Between Census 2011 and Census 2021 the usual resident population of Cambridge City has grown significantly, by 21,800 (17.6%), to 145,700. It is amongst the fastest growing local authorities in England. The number of households has risen by 12.2% since Census 2011 to 52,400 households, and population density has increased to 35.8 people per hectare. Overall, Cambridge's population has grown by a third (33.8%) between Census 2001 and Census 2021.

Broadly, population growth in Cambridge City between Census 2011 and Census 2021 has been evenly spread across different age groups:

- 0-19 years age group - has grown by 15.2% since Census 2011, with growth concentrated in the 5-14 years age group. The size of the 0-4 years age group has slightly decreased (-6.0%) since Census 2011, and more notably for the female population
- 20-44 years age group – has increased by 18.5% compared to Census 2011, with growth evenly spread between each of the 5-year age groups
- 45-64 years age group - has risen by 20.2% compared to Census 2011, with the highest growth seen in the 50-59 years age group
- 65 years and over age group - has increased by 13.7% compared to Census 2011, with the highest growth in the 70-74 years age group. Cambridge City has diverged from trends seen in other districts and in England overall, with the size of the 80 years and over age group slightly smaller than at Census 2011. This seems to have been largely driven by a decline in the size of the female population in this age group.

Source: Census 2021: Cambridgeshire and Peterborough First results – CCC Research Group (Cambridgeshire Insight, 2022)

Where crime rates per 1000 population are shown in this document they are in reference to the Census 2021 district population figures (usual resident population) unless otherwise stated.

2. Executive summary

The Covid-19 pandemic has significantly impacted on crime and community safety in the past two and a half years. Restrictions on individual's movements and widescale closure of non-essential retail and recreation services during lockdown periods limited the opportunities for a wide range of offence/incident types. At the same time, there was the potential for other (primarily home-based) offence types to increase, for example, domestic abuse or cybercrime/fraud.

The latest data presented in this assessment shows that as we move towards the post-pandemic period there continues to be an impact both nationally and at a local level, with varying patterns seen across incident types/data sources. For example, much acquisitive crime remains suppressed below pre-pandemic levels with the most marked reductions seen for cycle theft, residential burglary, and theft from a motor vehicle. In contrast, theft of motor vehicles has increased on pre-pandemic levels and cybercrime has stabilised in Cambridge City at a level above that seen prior to the pandemic.

Further monitoring will be required to understand longer-term impacts on crime patterns linked to sustained societal changes such as the shift to hybrid/home working arrangements.

Personal Safety – Key findings

The overall volume of Violence Against the Person (VAP) offences has increased by a third when compared to the pre-pandemic year ending September 2019. Increases in the offence sub-type of stalking & harassment have driven long-term increases in VAP, however, all sub-types (excluding homicide) saw increases in the latest year. A marked local increase in police recorded violence with injury is above and beyond that seen nationally. Local health data sources relating to assaults are not showing such a marked increase and are still yet to return to pre-pandemic levels. It is possible that operational impacts resulting from Covid-19 and NHS pressures are impacting on these figures.

Police intelligence highlights that Cambridge City has been an area of drug importation activity for county lines in recent years. County Lines is linked to several high harm crime types, including; modern slavery, Child Criminal Exploitation (CCE), serious violence and knife crime. In the latest year 2.3% of all police recorded crime in Cambridge City had a knife or sharp instrument marker. Cambridgeshire Constabulary has highlighted areas of high harm within the city when analysing knife crime using the Cambridge Harm Index. Further data sources are needed to build a more comprehensive picture of Child Criminal Exploitation (CCE) in Cambridge City.

Cambridge City has seen long-term increases in the volume of police recorded sexual offences, reflecting national patterns. Increased reporting and improved

recording have been linked to the increases seen nationally, however, further work would be required to substantiate this hypothesis for local data.

Nationally the marked increase in fraud, scams and cybercrime seen during the Covid-19 pandemic has not been sustained. Police recorded cybercrime offences in Cambridge City have stabilised in the last year but do remain above pre-pandemic levels. Fraud, scams and cybercrime remains a key national threat with prolific offence volumes linked to widespread and potentially high levels of harm for victims (both individual and organisational).

Community Harm – Key findings

The level of police recorded ASB is notably lower in Cambridge City when compared to the pre-pandemic year ending September 2019. However, figures from the Cambridge City Council ASB Team show a contrasting pattern i.e. an increase in cases recorded during the pandemic which has been sustained. In terms of substance misuse the CSP has an opportunity to refer to a specific drug and alcohol needs assessment as an evidence base (which is due to be published shortly).

Local police recorded crime data shows that levels of hate crime in Cambridge City do not reflect national patterns of increase; indeed the latest year (ending September 2022) shows relative stability in this crime type.

Tackling reoffending is part of the CSP's remit. The final section of this assessment outlines a data gap (both nationally and locally) regarding reoffending that needs to be addressed moving forward.

2.1. Recommendations

The current priorities for the CSP are:

Priority 1: Protecting Young People from Violence and Exploitation.

Priority 2: Listening to Community Needs and Responding Together to reduce harm.

This assessment has identified two main emerging priority issues that should be considered by the CSP. The CSP should consider how these two issues can be addressed within the existing priorities or whether amended or additional priorities are required.

1. The issue of **violence with injury** within Cambridge City should be investigated and monitored further by the CSP to develop a more complete understanding to inform CSP activity. Specifically, geographical, temporal and victim analysis across both police and health datasets would be beneficial to gain an in-depth understanding of the problem locally.
2. **Fraud, scams and cybercrime** have been identified as a key national threat. Local data is likely limited by underreporting but indicates increasing prevalence in Cambridge City. The CSP should consider its role in raising and maintaining community awareness in relation to fraud, scams and cybercrime. In addition to prevention, higher levels of awareness could potentially lead to increases in reporting and victim's accessing support

In the process of completing this assessment some key data gaps have been identified. Data or knowledge gaps can present a risk to the CSP and as such the following gaps should be addressed.

Analysis for this assessment shows that different data sources are showing contrasting trends in ASB. Police recorded ASB incidents have seen a decrease whereas the City ASB team reports a sustained increase. There is likely a gap in the information available to understand how the two forms of reporting and recording relate. In a context where case studies indicate ASB cases are increasingly complex this may mean the issues in Cambridge City are not fully understood and need further investigation across data sources.

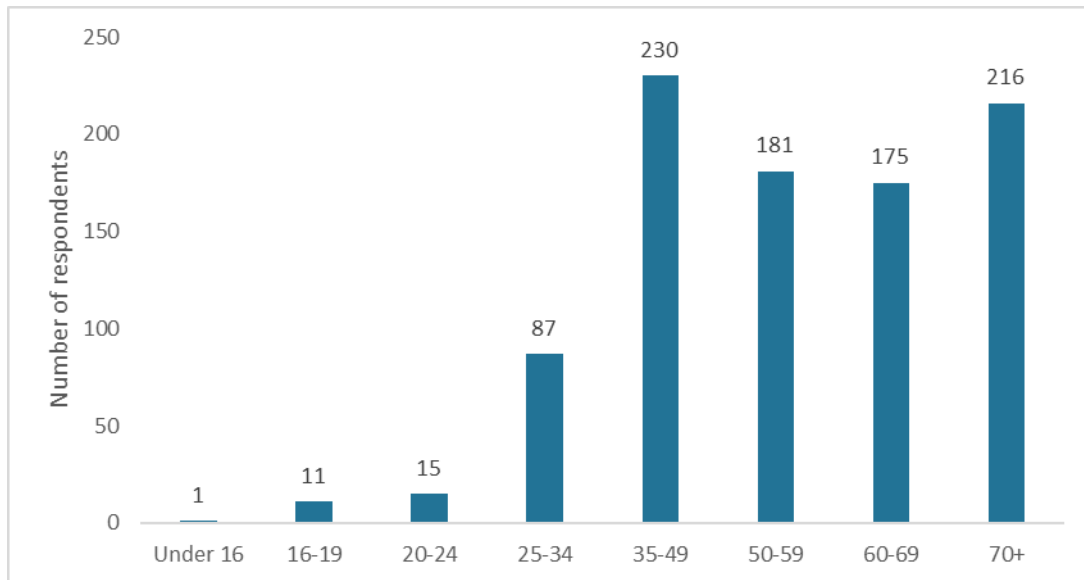
Tackling reoffending is part of the CSP's remit. **There remains a data gap (both nationally and locally) regarding reoffending.** As such the CSP needs to consider what insights can be drawn from probation services locally as to levels of offending and the concerns regarding offenders in the local area.

3. Cambridge City Context – Community Policing Survey

Cambridgeshire Constabulary runs an online community policing survey to gain insight into local community concerns for Cambridgeshire residents as well as those travelling into the area for work, education or leisure. The survey results, in conjunction with people’s views and crime data, help the police set priorities in quarterly public meetings. Results from the survey have been shared with the Cambridgeshire Research Group for inclusion in this strategic assessment.

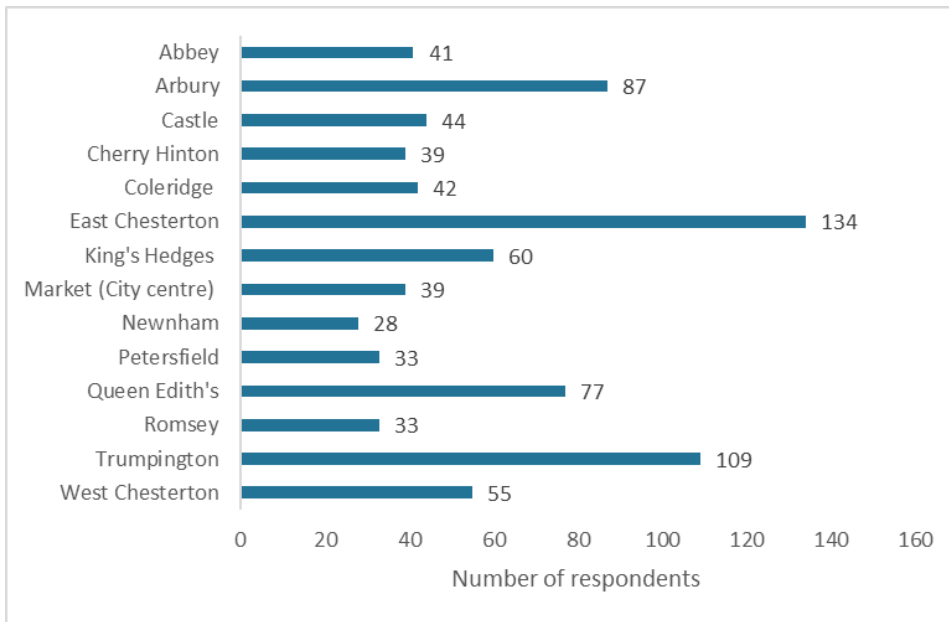
Results have been analysed for the period of January – October 2022. There were 927 survey responses for Cambridge City during this time period. The majority of respondents (97%) were residents in the area. Most respondents were aged 35 or older, the full age distribution of respondents can be seen in the figure below.

Figure 4: Survey respondent's age group (January – October 2022)



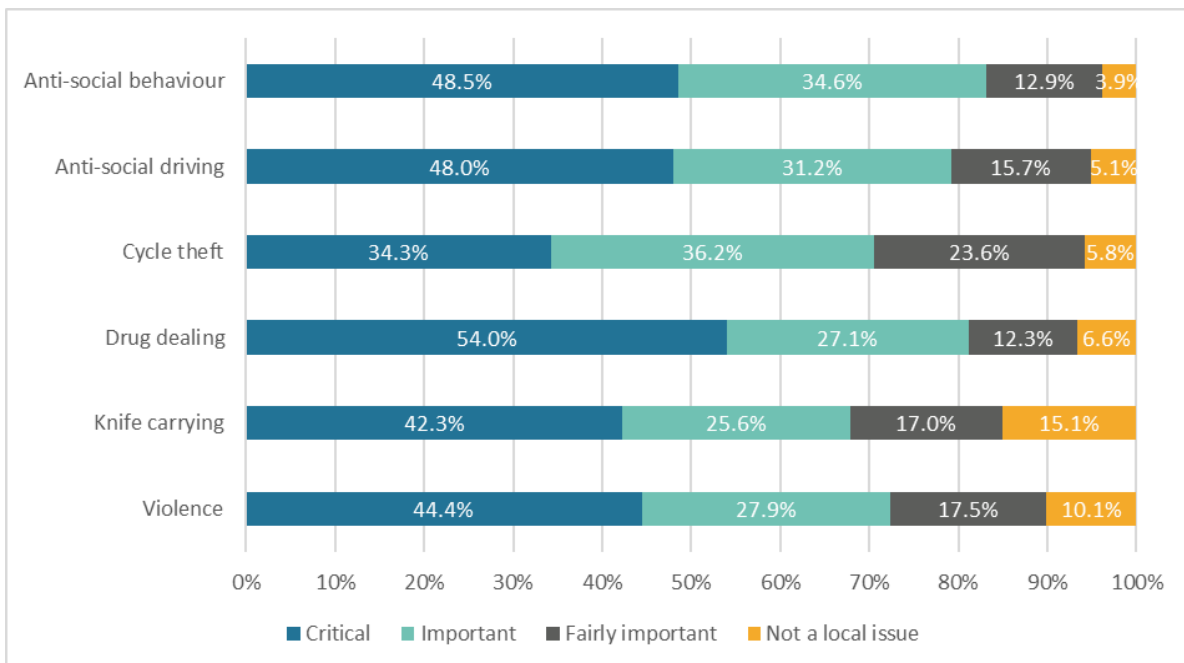
Responses were received from all Cambridge City wards, the number received for each ward is displayed in the figure below. Respondents noted which ward was relevant to them; this could include a link to the ward beyond being a resident (e.g. working there; student there).

Figure 5: Relevant ward for survey respondents (January – October 2022)



Respondents were asked to rate a number of specific issues (identified by local police as pressing local issues) on a scale from 'not a local issue' to 'critical'. All issues were identified as either critical, important or fairly important by the majority of respondents. The issues most commonly described as 'not a local issue' were Knife carrying (15.1% of respondents) and violence (10.1% of respondents). Drug dealing was rated as critical by the highest proportion of respondents at 54%. Anti-social behaviour was rated as either 'critical' or 'important' by the highest proportion of respondents (83%).

Figure 6: Survey responses on the importance of issues identified by the police as pressing local issues



4. Crime Overview – Cambridge City

Cambridge City had the highest rate of police recorded crimes out of the Cambridgeshire County districts in the year ending September 2022, with a rate of 97.9 offences recorded per 1,000 population (Census 2021 population figures). This is close to, but slightly above the crime rate seen nationally in the same time period (92.8 offences per 1,000 population).

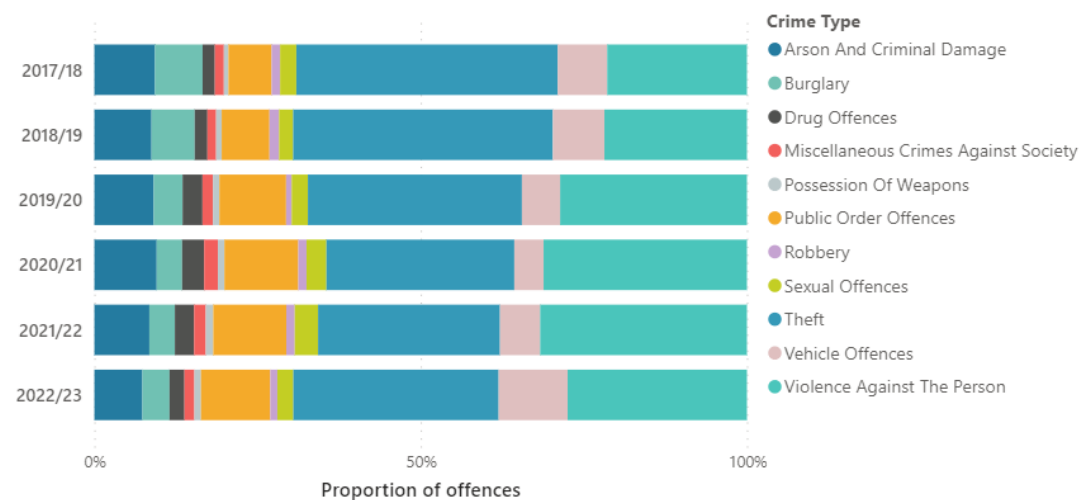
Table 1: Total police recorded crime rate per 1,000 population, by district, year ending September 2022

District	Total crime rate per 1,000 population
Cambridge	97.9
East Cambridgeshire	46.5
Fenland	81.2
Huntingdonshire	59.1
South Cambridgeshire	46.7
England and Wales	92.8

Total police recorded crime in Cambridge City increased by 14% in the year ending September 2022 compared to the previous year. This is likely linked to depressed offence figures during the national lockdowns at the end of 2020 and the start of 2021. When comparing to the pre-pandemic year ending September 2019 total crime in Cambridge City is down by 8%.

The figure below shows longer-term patterns in the crime type breakdown in Cambridge City going back to 2017. This illustrates a mixed picture, with theft and burglary accounting for a smaller proportion of all crime whilst vehicle crime accounted for an increased proportion in 2022. The share of public order offences has increased over time as has violence against the person, albeit that the violence proportion dropped back slightly in 2022.

Figure 7: Proportion of offences in Cambridge City by crime type, 2017 to 2022



5. Personal Safety

5.1. Key findings

Acquisitive Crime: Acquisitive crime in Cambridge City notably reduced during periods of national lockdowns resulting from the Covid-19 pandemic. Whilst increases have been seen across different acquisitive crime types since restrictions were relaxed, levels remain below those seen prior to the pandemic. Notable reductions when looking at the year ending September 2022, compared with the year ending September 2019 were; cycle theft (-58%), residential burglary (-51%) and theft from a vehicle (-39%).

- **Shoplifting:** Shoplifting saw the smallest decrease when comparing offence levels in the year ending September 2022 to the pre-pandemic period at 10%. National figures showed a greater decrease when comparing the year ending June 2022 with the year ending March 2020 -19%.
- **Vehicle Crime:** Theft of motor vehicle offences have increased notably since April 2022, with 188 offences recorded between April and September, up 115% compared to the previous six months. This spike was driven by the theft of mopeds/motorcycles.

Fraud/ Scams & Cybercrime: Nationally the marked increase in fraud, scams and cybercrime seen during the Covid-19 pandemic has not been sustained. Police recorded cybercrime offences in Cambridge City have stabilised in the last year but remain above pre-pandemic levels. Fraud, scams and cybercrime remains a key national threat with prolific offence volumes linked to widespread and potentially high levels of harm for victims (both individual and organisational).

Domestic Abuse: The Research Team has worked to develop a new methodology with local police recorded incident and crime data to replicate nationally released data for comparison purposes and provide a clearer picture of the scale of reported abuse. The new methodology shows that the proportion of DA incidents in Cambridge City that go on to be recorded as a crime has increased from 46% to 64% between 2019 and 2022 (year ending September). The number of DA incidents and crimes in Cambridge City has stabilised in 2021 and into 2022, with increases in DA crimes seen nationally in the last two years not reflected locally.

County Lines: Police intelligence highlights that Cambridge City has been an area of drug importation activity for county lines in recent years. County Lines is linked to several high harm crime types. As such there has been focused CSP and police activity relating to county lines, as outlined in this document.

Modern Slavery: Overall the volume of Modern Slavery offences across Cambridgeshire and Peterborough is considerably lower in the most recent year ending Sept 2022 (including Cambridge City). Whilst the volume of specific Modern

Slavery offences may be low compared to other offence types locally, the CSP needs to keep in mind the likely links to other crime for this low volume but high harm offence type.

Violence Against the Person: The overall volume of VAP offences has increased by a third when compared to the pre-pandemic year ending September 2019. Increases in the offence sub-type of stalking & harassment have driven long-term increases in VAP, however, violence with injury and violence without injury also saw increases in the latest year.

Violence with injury: There has been a marked local increase in police recorded violence with injury, above and beyond that seen nationally. Local health data sources relating to assaults are not showing such a marked increase and are still yet to return to pre-pandemic levels. It is possible that operational impacts resulting from Covid-19 and NHS pressures are impacting on these figures.

Knife Crime: In the most recent year, 2.3% of all police recorded crime in Cambridge City had a knife or sharp instrument marker. Cambridgeshire Constabulary analysis of knife crime using the Crime Harm Index has highlighted locations of relatively high harm within Cambridge City.

CSE and CCE: There has been a year-on-year increase in CSE crimes recorded across Cambridgeshire and Peterborough as well as in Cambridge City. Further data sources are needed to build a more comprehensive picture of CSE and CCE in Cambridge City specifically.

Sexual Offences: National police recorded crime data shows long-term increases in the number of sexual offences over the last decade, with increased reporting and improved recording highlighted as key factors for this offence group. Cambridge City follows the national trend.

5.2. Acquisitive Crime

5.2.1. Overview

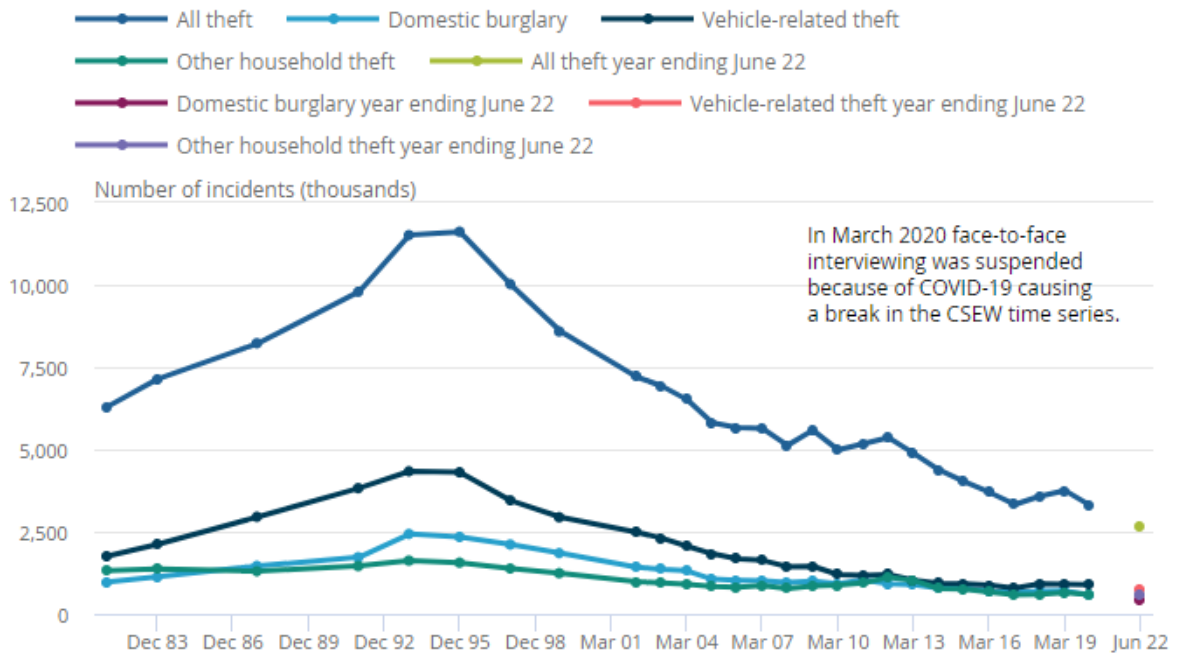
Acquisitive crime has been substantially influenced in recent years by the Covid-19 pandemic, with associated lockdown restrictions limiting offending opportunities. The latest analysis time period used in this assessment (October 2021 to September 2022) represents the first 12-month period which did not feature any lockdown restrictions since 2018/19. As such, it is now possible to start assessing whether reductions observed in acquisitive crime in recent years have been sustained post-pandemic. National estimates of crime prevalence are also now available for pre and post pandemic comparison as the CSEW has returned to face-to-face interviews for the latest data release (year ending June 2022).

The CSEW estimates show a statistically significant reduction of 19% in theft offences in the year ending June 2022, compared to the pre-pandemic year ending March 2020. National police recorded crime data reflects the same pattern with an 18% reduction in theft offences recorded over the same time period. This reduction is indicative of a sustained impact following the Covid-19 pandemic, however, it should be noted that it falls under long-term reductions in theft observed by the CSEW (see figure below). Falls in the CSEW estimates of theft incidents were noted in most sub-categories. Specific estimates are including in the relevant crime type sections further on in this section.

Figure 8: Crime Survey for England and Wales annual estimates of theft offences, Source: ONS

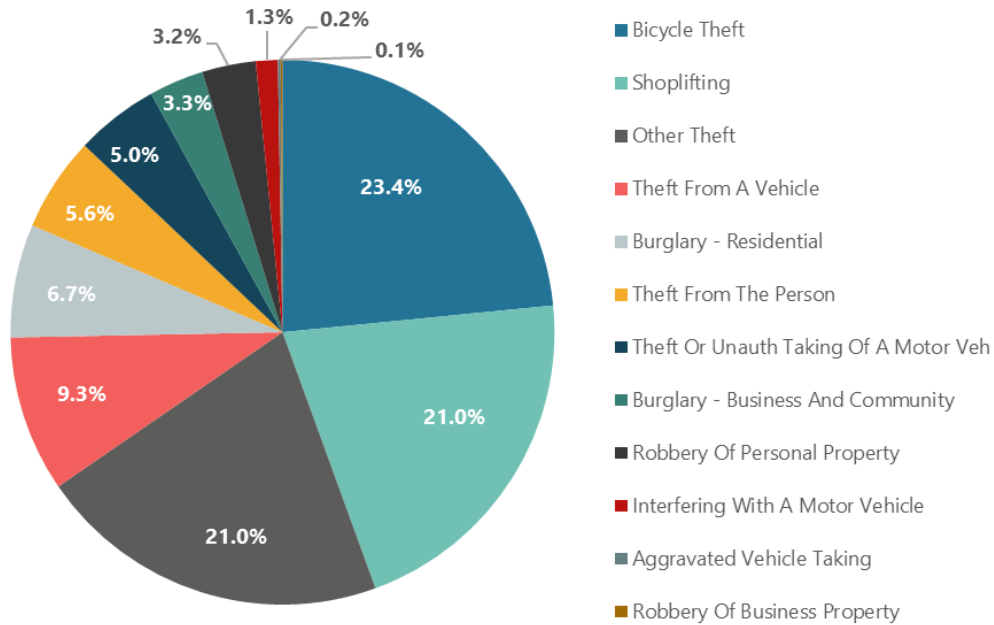
Figure 9: The CSEW shows long-term reductions in theft offences

England and Wales, annual estimates



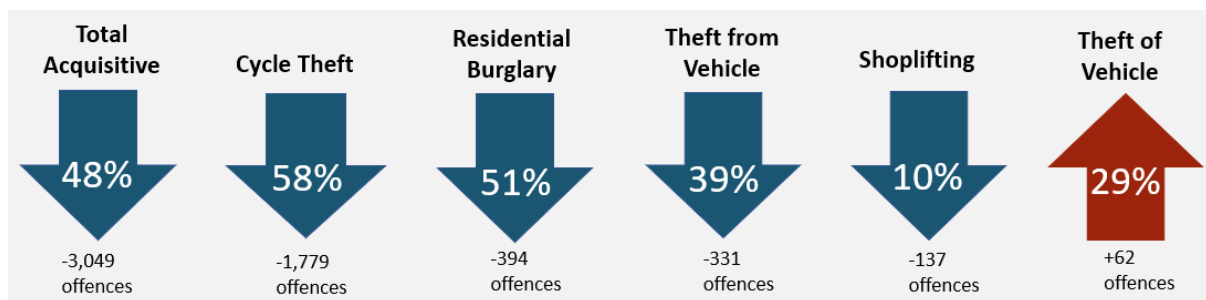
Acquisitive crime is a broad category which encompasses a range of offence types and sub-types which can vary notably in terms of associated personal harm, for example, from shoplifting to personal robbery. The figure below outlines the breakdown in police recorded acquisitive crime in Cambridge City by offence sub-type. The three main sub-types are cycle theft, shoplifting and ‘other theft’ which combined account for almost two thirds (65%) of all acquisitive crime recorded in Cambridge City in the year ending September 2022. Vehicle crime (combining all four sub-types) accounted for 16% of acquisitive crime. Comparing the proportion breakdown to the pre-pandemic year of October 2018 – September 2019, the biggest variation is a reduction in the proportion of cycle theft (37% to 23%), an increase in the proportion of shoplifting (15% to 21%) and an increase in the proportion of ‘other theft’ (16% to 21%).

Figure 9: Police recorded acquisitive crime in Cambridge City, October 2021 – September 2022, sub-type breakdown



Total acquisitive crime recorded in Cambridge City was down by 36% in the year ending September 2022 when compared to the pre-pandemic year ending September 2019. The figure below displays the percentage change between 2019 and 2022 (year ending September) for the most prevalent acquisitive crime sub-types. This shows the biggest reductions were seen for cycle theft, residential burglary and theft from a vehicle. Shoplifting saw the smallest reduction and theft of vehicles showed a contrasting trend with an increase in offences compared to the pre-pandemic period.

Figure 10: Percentage and volume change in police recorded offences in Cambridge City between year ending September 2019 and year ending September 2022 for the top acquisitive crime types (those with over 500 offences recorded in the year ending September 2022)



It is recommended that acquisitive crime volumes are monitored to track long-term changes.

The following section comprises analysis for the individual acquisitive crime types which are most prevalent in Cambridge City:

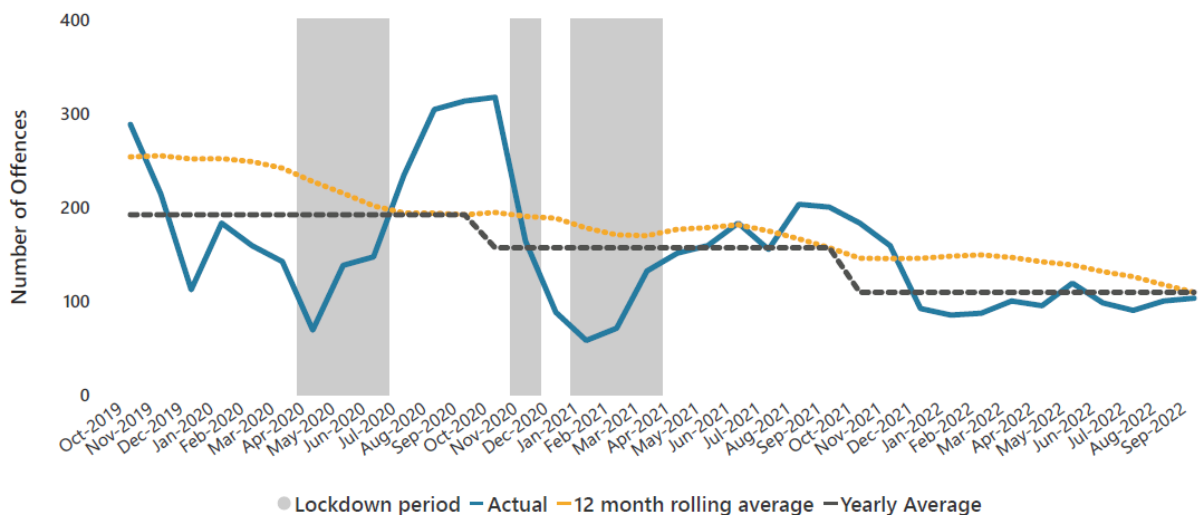
- Cycle Theft
- Shoplifting
- Other Theft
- Vehicle Crime
- Burglary

5.2.2. Cycle theft

Cambridge City CSP has a multi-agency sub-group which delivers a partnership approach to addressing cycle crime in the city; The Cambridge Cycle Crime Prevention Task and Finish Group. The three priorities of the group are education, infrastructure and enforcement. Please see Appendix B for a full summary of activities complete by the Cambridge Cycle Crime Task and Finish Group. The group notes that there has been a notable reduction in cycle crime from January to June 2022 compared to the same period in 2021, potentially linked to the work which has been undertaken. Specific police recorded crime data is explored below.

Local police data shows that cycle theft has reduced year-on-year since the year ending September 2019. The latest annual count is 58% lower than levels seen in the pre-pandemic year ending September 2019. The trend data (displayed in the figure below) illustrates that whilst initial reductions were observed during periods of national lockdowns, offence levels have continued to be suppressed, particularly in 2022. The specific time period highlighted by the Cambridge Cycle Crime Task and Finish group (January – June) shows a 16% reduction in 2022 compared to 2021.

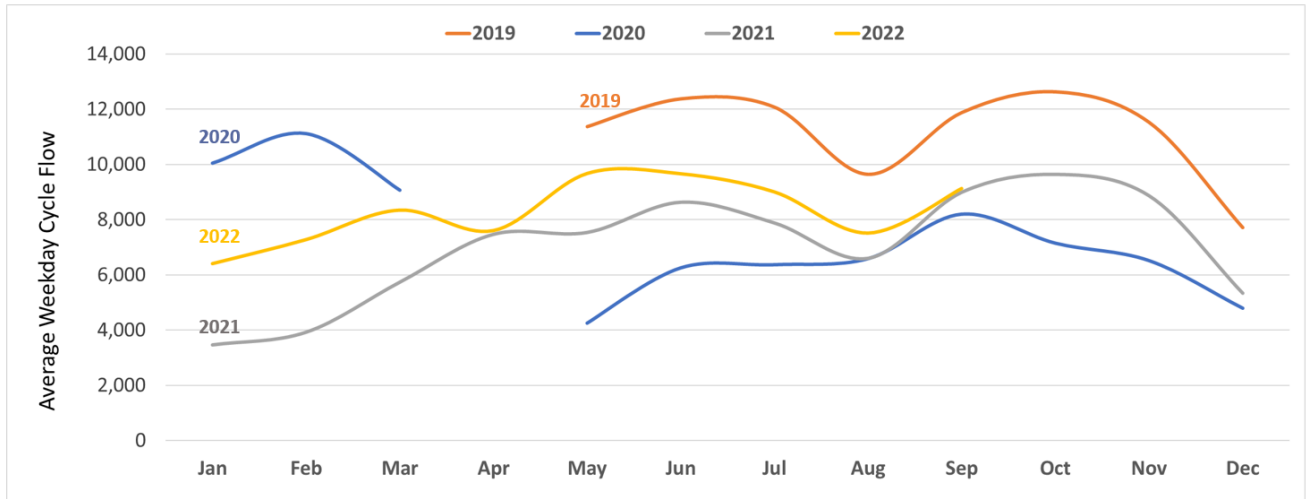
Figure 11: Police recorded cycle theft offences in Cambridge City, October 2019 – September 2022



Cycle counts are monitored within the city by Vivacity Smart Sensors. Vivacity data, based on six sensors across the city, shows that whilst cycle volumes have increased following the end of lockdown restrictions they have still not quite returned

to pre-pandemic levels (see figure below). The fact that cycle thefts are down in 2022 compared to 2021 even whilst cycle counts in the city have increased post-lockdowns may be indicative of an impact from prevention and enforcement activities.

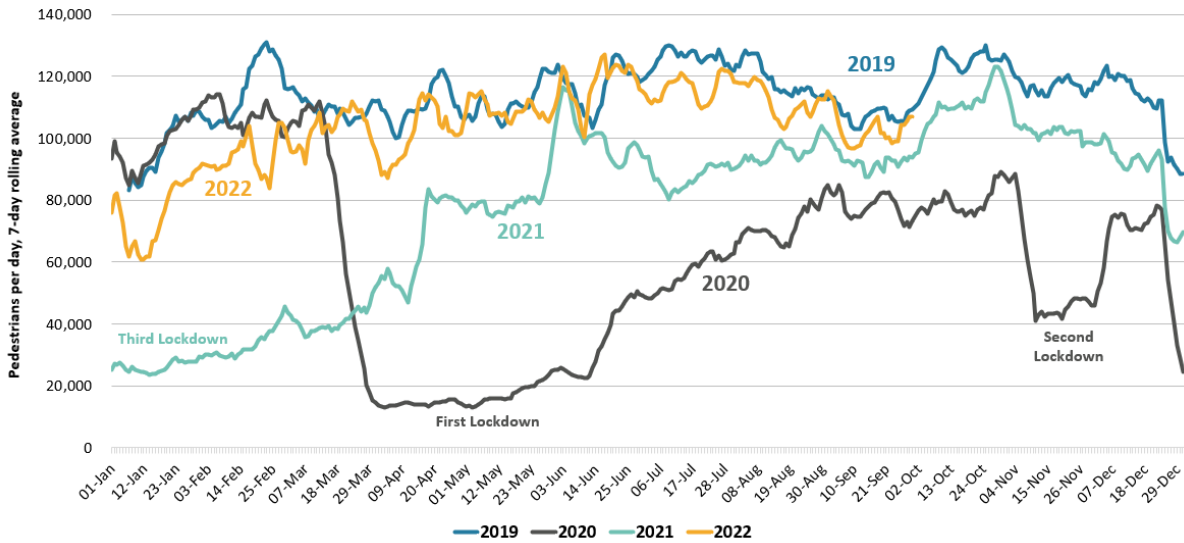
Figure 12: Two-way average weekday cycle flow across 6 sensors in Cambridge City



5.2.3. Shoplifting

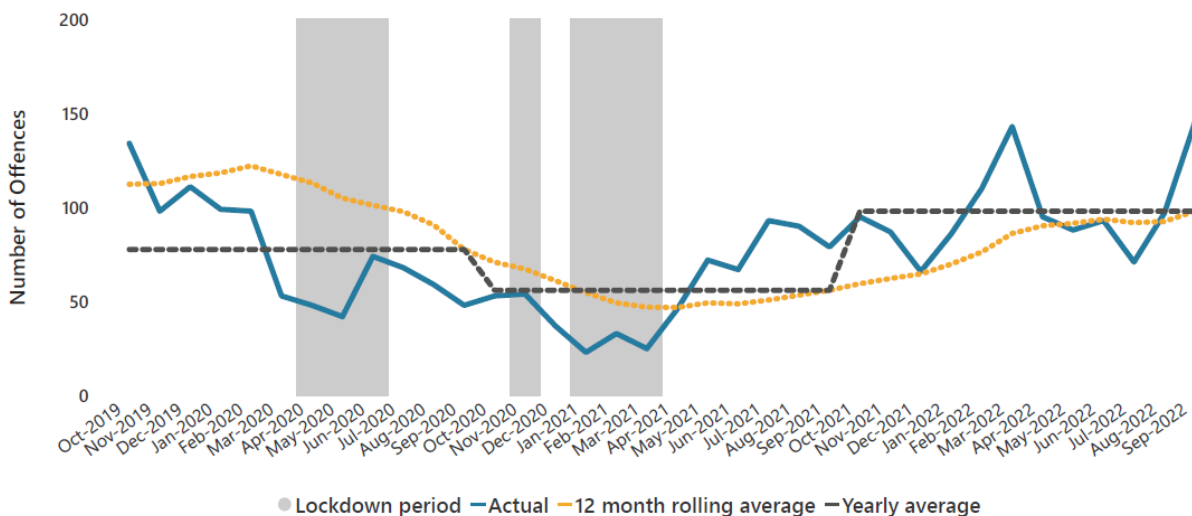
Shoplifting accounted for 21% of acquisitive crime in Cambridge City between October 2021-September 2022, up from between 14-15% in the three preceding years. The closure of non-essential retail during lockdown restrictions evidently suppressed levels of shoplifting in 2019/20 and 2020/21. The figure below illustrates the reduction in footfall recorded at Cambridge BID retail locations that was seen during the pandemic, even outside of periods of national lockdowns. Footfall in 2022 has tracked closer to pre-pandemic levels seen in 2019, but is still slightly down.

Figure 13: Daily recorded footfall in Cambridge BID retail locations, 2019 onwards



The figure below highlights the clear reduction in police recorded shoplifting observed in Cambridge City between March 2020 and March 2021. Since restrictions were relaxed in April 2021 there has been an overall upward trend in offences, with spikes recorded in March and June 2022 (143 and 145 offences respectively). The total volume of shoplifting offences in Cambridge is still 10% down in the year ending September 2022, compared to the year ending September 2019, however, this is the smallest reduction seen out of all acquisitive crime sub-types. National police recorded crime figures show a greater decrease (albeit for a slightly different timeframe) with shoplifting offences down by 19% in the year ending June 2022 from the year ending March 2020.

Figure 14: Police recorded shoplifting offences in Cambridge City, October 2019 – September 2022



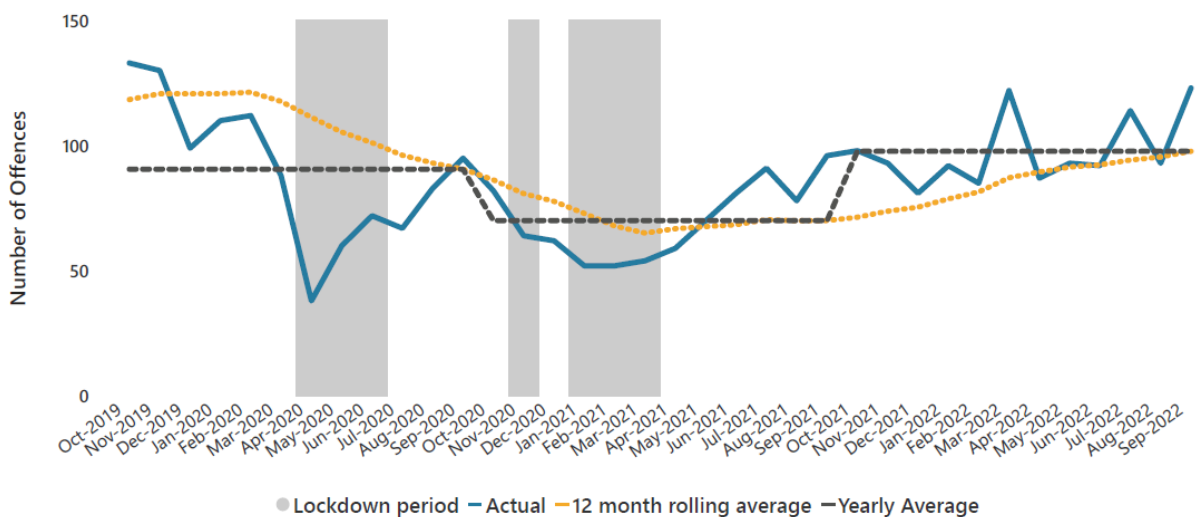
Hotspot analysis showed little change in the geographical pattern between the year ending September 2022 and the year ending September 2019, with the main hotspot unsurprisingly being located in the central retail area around Sydney Street/St Andrew's Steet and the Grand Arcade. Geographical analysis showed high offence counts at specific locations within this hotspot, with two shops accounting for 21% of shoplifting offences in Cambridge in 2021/22.

5.2.4. Other Theft

The category of 'other theft' includes offences where property is stolen but it is not taken directly from a person, during a burglary or from a shop. The predominant 'other theft' offences recorded in Cambridge between October 2019 and September 2022 were; theft not otherwise coded, theft in a dwelling, making off without payment and blackmail.

Nationally, police recorded crime data showed a 13% reduction in the level of 'other theft' offences in the year ending September 2022 compared to the year ending March 2020. Local data shows that Cambridge saw marked reductions in 'other theft' offences during national lockdown periods, with steady increases seen since restrictions eased from April 2022. Despite these increases, the yearly average for 2021/22 remains below pre-pandemic levels, at an average of 98 offences per month compared to 117 in October 2018 – September 2019.

Figure 15: Police recorded 'other theft' offences in Cambridge City, October 2019 – September 2022

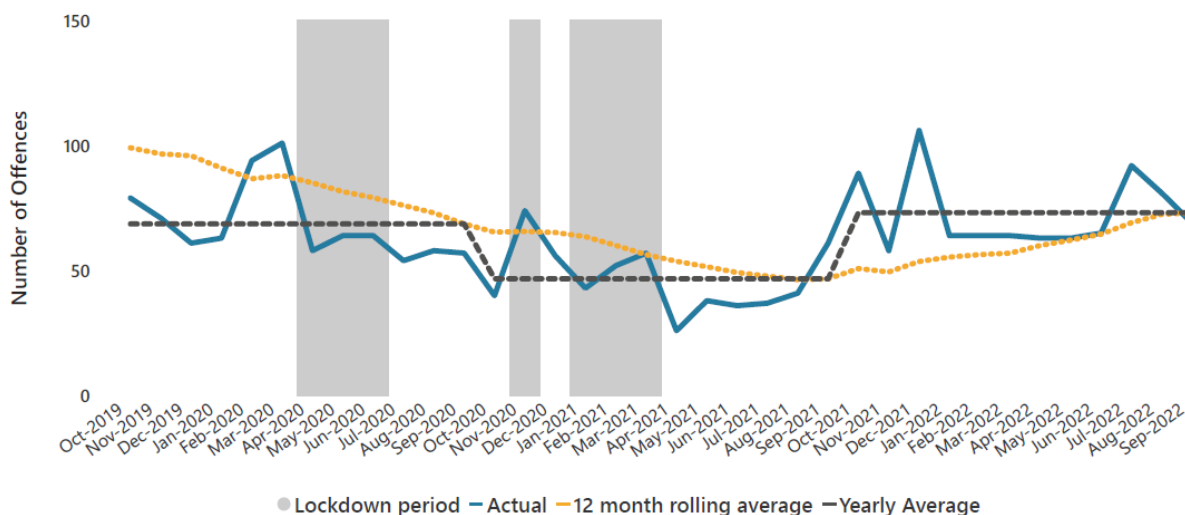


5.2.5. Vehicle Crime

National data shows a sustained reduction in vehicle crime in recent years compared to pre-pandemic levels. Police recorded crime data shows a reduction of 19% in vehicle crime offences in the year ending June 2022 compared to the year ending

March 2020. Local data shows a similar pattern, in line with other acquisitive crime types, there was a notable reduction in vehicle crimes during lockdown periods. Increases in offending can be seen after the 2021 lockdown, but overall levels remain below those seen prior to the pandemic. Comparing to the baseline year ending September 2019, vehicle crime was down by 33% in 2019/20, 54% in 2020/21 and 29% in 2021/22.

Figure 16: Police recorded vehicle crime offences in Cambridge City, October 2019 – September 2022



The majority of vehicle crimes recorded in Cambridge City in the year ending September 2022 were theft *from* vehicle offences at 59%. The next most prevalent sub-type was theft *of* a motor vehicle which accounted for 32%, slightly above the Cambridgeshire & Peterborough proportion of 26%. Vehicle interference accounted for (8%) and aggravated vehicle taking accounted for just 1%. Three-year trend data for the main types of vehicle crime showed a notable increase in theft of motor vehicles from April 2022, peaking at 57 offences recorded in July 2022, compared to a monthly average of 16 offences across the three-year period. Analysis of offences between June and July 2022 showed that the vast majority were theft of mopeds/motorcycles. Geographical analysis for the year ending September 2022 showed that theft of motor vehicle offences were fairly evenly distributed throughout the city with no clear hotspots. **Future monitoring is recommended to examine whether the increase observed in theft of motor vehicles is sustained.**

The theft of catalytic converters from vehicles has been identified as a national issue in recent years. The National Crime Agency's National Strategic Assessment of Serious Organised Crime highlights catalytic converter theft under organised acquisitive crime, with Cambridgeshire Constabulary similarly identifying catalytic converter theft as a form of organised acquisitive crime which has afflicted Cambridge City as well as other districts within the force area. The National Police Chief's Council reports that catalytic converter thefts peaked nationally in February-March 2021, in line with a surge in the price of precious metals. Local data reflects

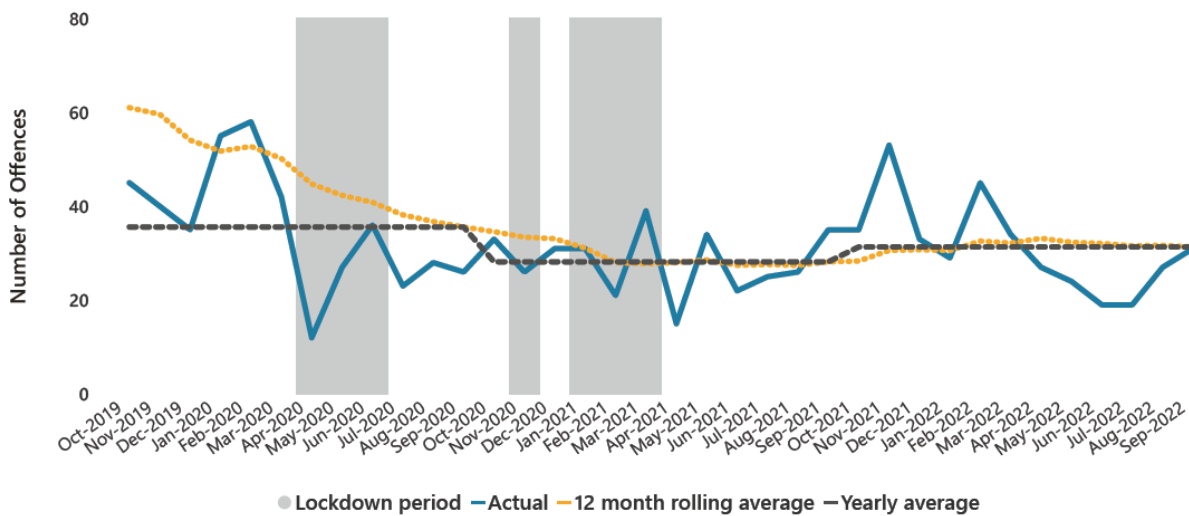
the national picture which catalytic converter thefts in Cambridge City up 79% in the year ending September 2021 compared to the pre-pandemic year ending September 2019. Catalytic converter thefts were down slightly in the year ending September 2022, with steady falls observed since a peak in March 2022. However, the annual count remains 48% above pre-pandemic levels (year ending September 2019).

5.2.6. Burglary

Residential burglary offences have been substantially affected by the Covid-19 pandemic, with lockdown restrictions and the more long-term shift to hybrid home working arrangements increasing levels of guardianship at domestic properties. National police recorded crime data and the CSEW estimates both show residential burglary as down by just over a quarter in the year ending June 2022 compared to the year ending March 2020 (27% and 26% respectively).

As illustrated in the figure below, the level of residential burglaries in Cambridge City dropped dramatically at the start of the first national lockdown in April 2020. Levels have since increased but still remain well below pre-pandemic levels with an average of 31 monthly offences in the year ending September 2022, compared to 64 monthly offences in the year ending September 2019.

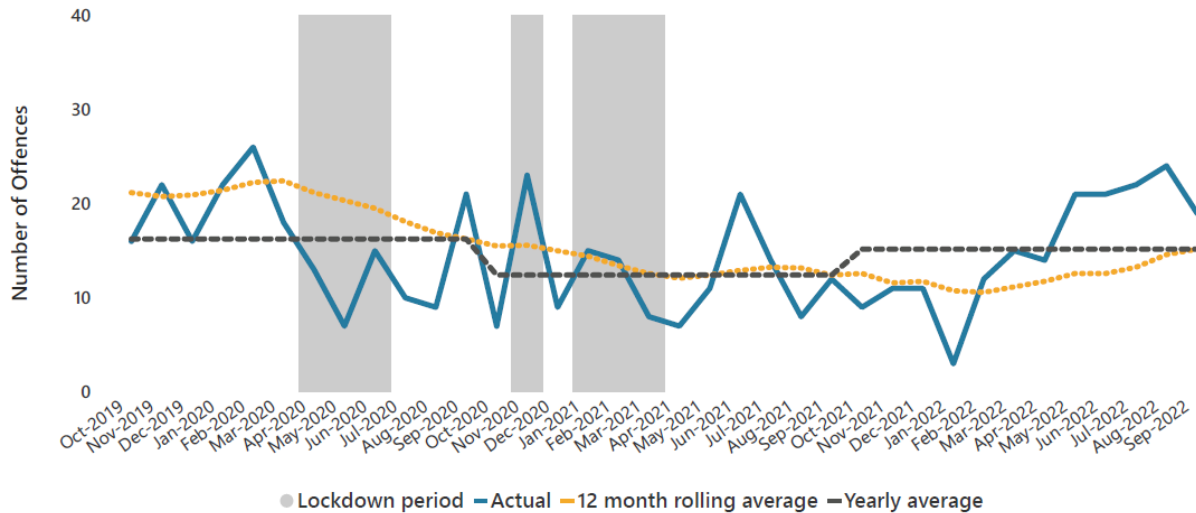
Figure 17: Police recorded residential burglary offences in Cambridge City, October 2019 – September 2022



The CSEW does not gather data on business victims so national estimates of prevalence are not available for commercial burglaries. Police recorded crime data shows that non-residential burglary was down nationally by 31% in the year ending June 2022, compared to the year ending March 2020. Local data reflects these national figures with business and community burglary in Cambridge City down by 30% in the year ending September 2022, compared to the year ending September 2019. This sustained reduction after the lifting of lockdown restrictions is noteworthy

as an increase in home working is unlikely to act as a protective factor for business burglaries. **The latest data (see figure below) showed an ongoing uptick in offences between January and August 2022, more data will be needed to understand the longer-term impact on levels of business burglary.**

Figure 18: Police recorded business and community burglary offences in Cambridge City, October 2019 – September 2022



5.3. Fraud/ Scams & Cyber crime

The National Crime Agency (NCA) national strategic assessment of serious and organised crime (2021) identifies cybercrime and fraud as key threats, citing £3 billion in losses recorded by Action Fraud in 2020. Significant underreporting means the true figure is likely to be higher with much fraud remaining undetected and hidden (NCA, 2021). The report highlights that during the Covid-19 pandemic, serious organised crime offenders used adaptable methods to maintain criminal profits, for example, using Covid-19 related themes for online scams. The ever-changing landscape is likely to make fraud, scams and cybercrime an emerging/growing threat. Factors to be considered include:

- Technological developments, including new potential means of offending and an increased availability of cybercrime-related tools
- A growing marketplace for cybercrime tools and data
- Increases in the extent to which people live their lives online
- A shift to home working
- Potential constraints on offending opportunities for non-cyber related acquisitive crime following on from the pandemic.

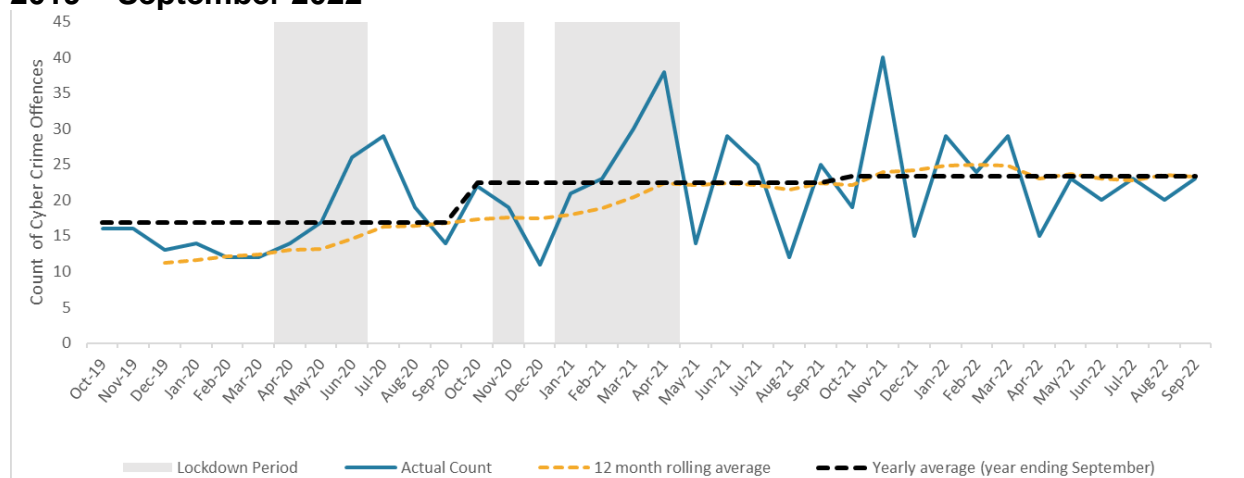
Her Majesty's Inspectorate of Constabulary and Fire & Rescue Services (HMICFRS) was commissioned to conduct a thematic inspection of fraud in 2019. The report concluded that given the scale of fraud not enough was being done and that in the absence of a national strategy the response to fraud was disjointed and ineffective

(HMICFRS, 2019). This report was re-visited in August 2021, concluding that many issues remained. An extract from this review stated:

“The effect of fraud on the UK is still huge, and the chance of becoming a victim of it is still far too high. It causes misery to victims, individuals and businesses, and damages the national economy. It is estimated to be the type of crime that has the highest number of incidents committed in England and Wales. Adults are still more likely to be a victim of fraud than any other crime.” (HMICFS, 2021)

The CSEW showed that nationally there was a marked increase in fraud, scams and cybercrime during the Covid-19 pandemic. Estimates for the year ending June 2022 showed levels had returned to pre-pandemic levels, indicating that these increases were specifically linked to the pandemic rather than representing a long-term shift in the trend. Police recorded cybercrime offences in Cambridge City, shown in the figure below, have fluctuated over time but by September 2022 were relatively stable at a monthly average of 23 offences per month. This is still notably higher than prior to the pandemic with an average of 9 offences recorded per month in the year ending September 2019.

Figure 19: Police recorded cybercrime offences in Cambridge City, January 2019 – September 2022



Whilst the volume of offences is fairly low in Cambridge City, there has been an increase in offence levels in recent years which has been sustained when comparing pre and post pandemic time periods. The risk of harm associated with fraud and cybercrime offences is likely to vary notably between victims depending on the incident type, but has the potential to be very high.

The Cambridgeshire County Council Community Protection team receives victim referrals from the National Trading Standards Scams Team (NTSST). Overall, the volume of referrals for Cambridge City residents is low. For the 3-year period October 2019 to September 2022, there were 151 referrals from the NTSST for Cambridge City residents. This equates to 82 individuals across the city as 32

victims were referred more than once in that period. Many of these referrals relate to mail scams.

Action fraud figures for the Cambridgeshire Constabulary area (district level data is not available) provides a breakdown of the demographics of individuals reporting fraud and cybercrime offences as shown below (Action Fraud, 2022). A majority of victims were age 20-69, however the gender of victims (where known) was relatively equally split. 51% of victims did not request support when they reported the fraud.

Figure 20: Action Fraud figures for individual victims of cybercrime and fraud by age group, Oct 2021 to Sep 2022, Cambridgeshire & Peterborough.

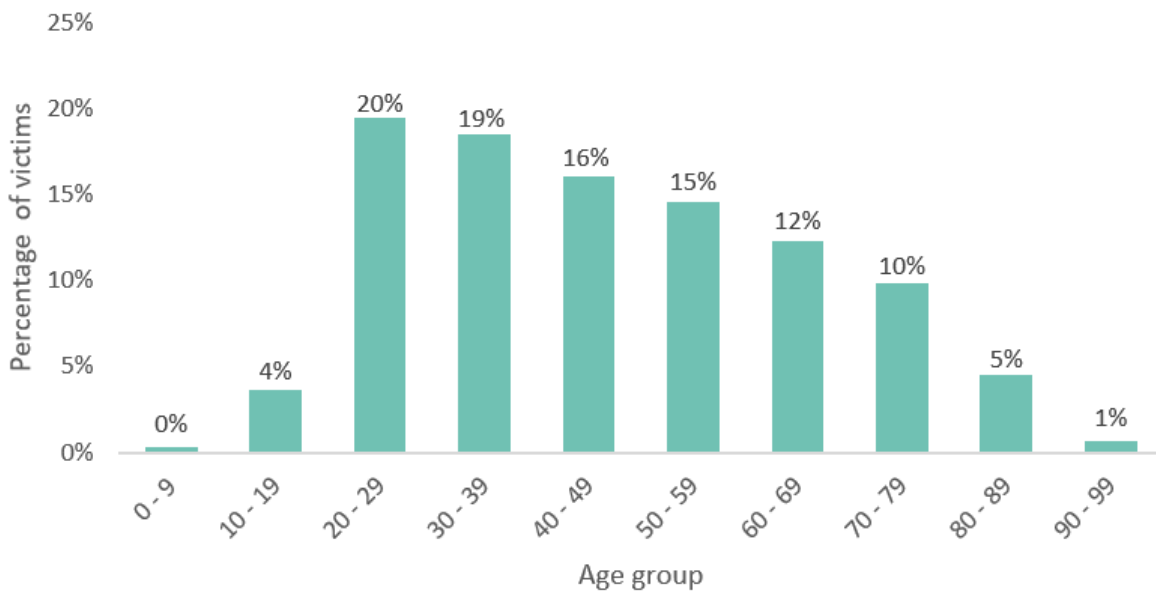
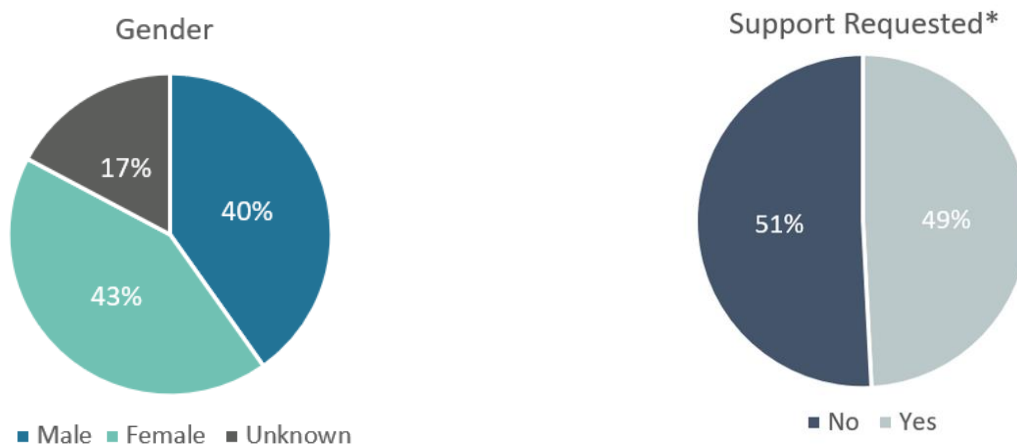


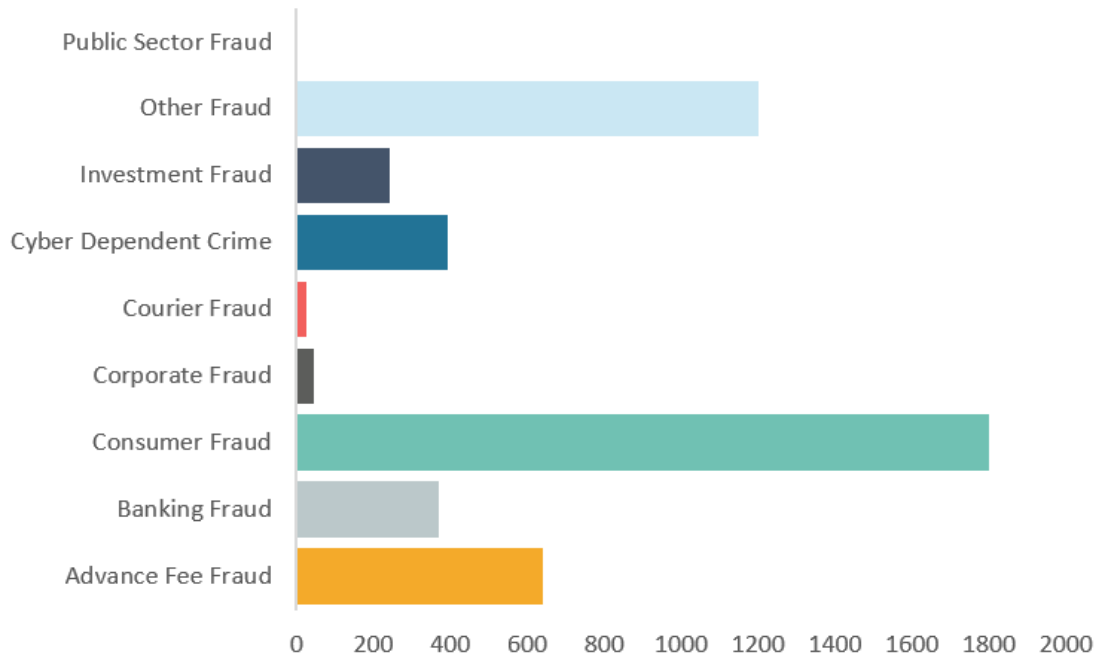
Figure 21: Action Fraud figures for individual victims of cybercrime and fraud by gender and support requested, Oct 2021 to Sep 2022 Cambridgeshire & Peterborough.



* Unknowns have been excluded from the chart.

The figure below also shows the grouped crime codes according to the type of fraud committed. This is to give an indication of the kind of crimes the victims have experienced; Consumer fraud is a key crime group according to this data.

Figure 22: Action Fraud figures for individual victims of cybercrime and fraud by crime group, Oct 2021 to Sep 2022 Cambridgeshire & Peterborough.



Recommendation: The CSP should consider its role in raising and maintaining community awareness in relation to fraud, scams and cybercrime. In addition to prevention, higher levels of awareness could potentially lead to increases in reporting and victim’s accessing support.

5.4. Domestic Abuse

Locally in the past few years the Research Team at Cambridgeshire County Council has reported on police recorded domestic abuse (DA) crimes and incidents quite separately. Neither are considered official statistics due to the limitations in the recording practices for this data.

When conducting analysis to understand DA, the team use a wide range of sources including the results from the Crime Survey for England and Wales (CSEW) to inform the scale and nature of problem. However, the CSEW results are not published at a low enough geography for CSPs to have a local picture.

One of the many data issues faced in the past is that of double counting. Where incidents have resulted in a crime or crimes also being recorded but have appeared

in both data sets it has been difficult in the past to separate those out and provide a clearer picture.

This year the Research Team has worked to develop a methodology with the local data with the aim of replicating nationally released data for comparison purposes. This experimental statistic still requires some quality assurance and is going to key partners for discussion. This methodology aims to present the data in a more consistent way to national data and provide a clearer local picture of the scale of reported abuse.

Methodology Notes

In order to understand how the figures were calculated it is important to understand that recording of incidents and crimes is not an either or option. The chart below describes in simple terms the two main ways in which contact to the police result in incidents and crimes being recorded.

Figure 23: Flow of police recording – DA Crimes and DA incidents.



Limitations

Whilst those incidents that have resulted in at least one crime being recorded are removed, the data does still contain some ambiguity. In particular;

- The number of crimes resulting from the incidents is not directly shown
- The number of crimes will include repeat victims
- The number of victims is not within this specific dataset
- The number of perpetrators is not within this specific dataset

The result of analysing the data in this way is shown below in the table. It shows the improvement in recording crimes brought to the police attention initially as incidents. The overall change is an increase from 46% of incidents resulting in a crime or

crimes being recorded to 64%. (comparing the year ending September 2019 with the same period ending September 2022).

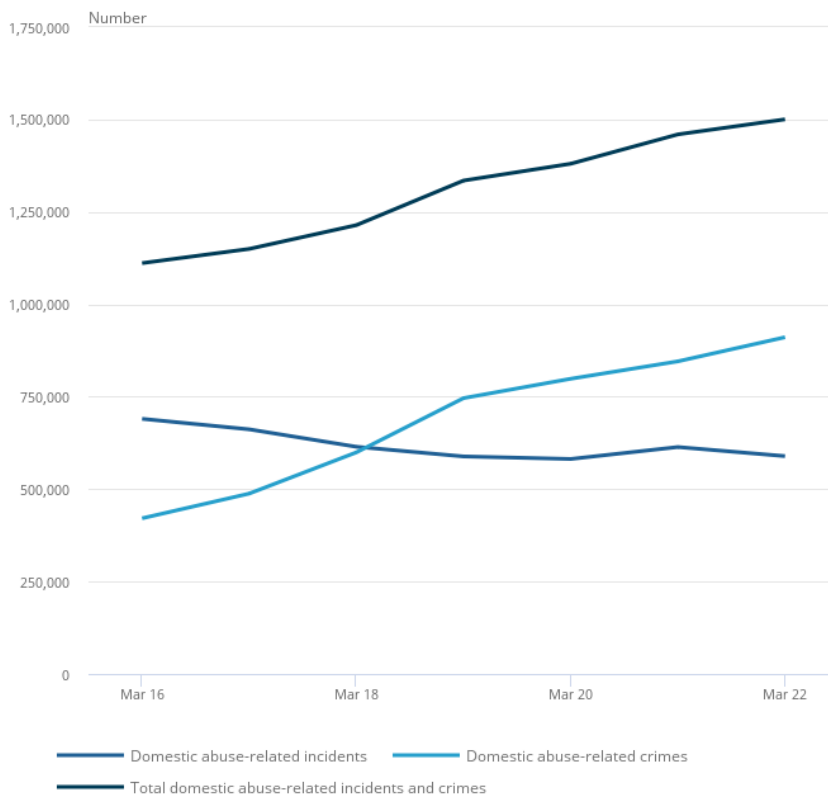
Table 2: Police recorded DA incidents and crimes in Cambridge City

	Year ending:			
	Sep-19	Sep-20	Sep-21	Sep-22
Total Incidents	2068	2147	2072	1923
Incidents that results in crime to be recorded	957	1226	1142	1072
Remain as incident only	1111	921	930	609
<i>Proportion of Incidents that were 'crimed'</i>	<i>46%</i>	<i>57%</i>	<i>55%</i>	<i>64%</i>

Analysing data in this way allows for a comparison with nationally released data.

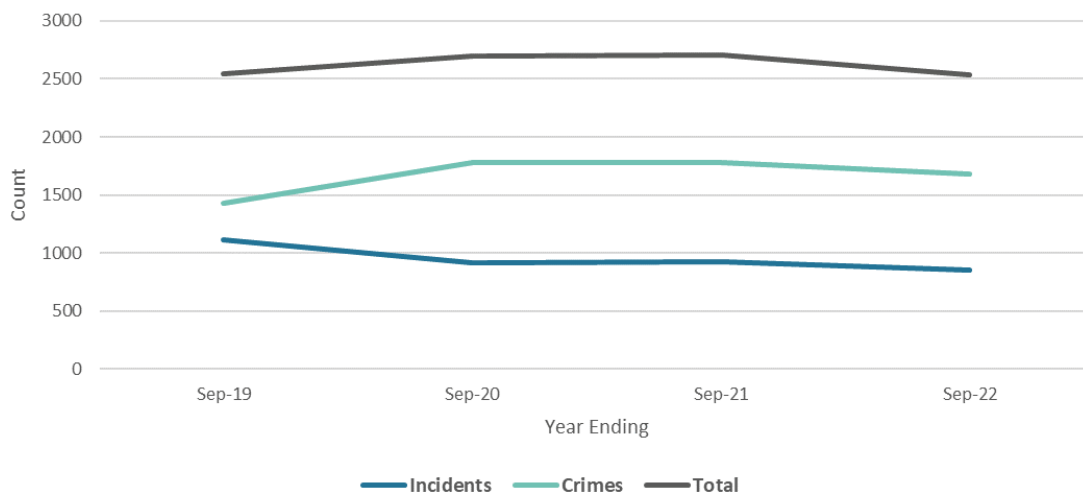
National figures for financial years show the number of crimes exceeding the number of police recorded incidents from March 2018 onwards. There has been a continued increased in police recorded Domestic abuse crimes nationally. Domestic abuse related incidents have now decreased to pre-pandemic levels nationally (ONS, 2022).

Figure 24: Number of domestic abuse related incidents and crimes recorded by the police, England and Wales, year ending March 2016 to year ending March 2022.



Local police recorded data for the year ending September (the analysis period used in this assessment) is presented in the figure below. The Cambridge City pattern reflects the national picture whereby the number of DA crimes increased whilst the number of incidents decreased from 2019. The total number of crimes have since remained higher than incidents through to the latest review period. The number of DA crimes recorded in Cambridge City has not increased in the last couple of years in the way it has nationally. The rate of DA related crimes in Cambridge City in the year ending September 2022 was 11.6 per 1,000 population. This is below the latest available national rate which showed there were 15.3 offences per 1,000 population in England and Wales in the year ending March 2022.

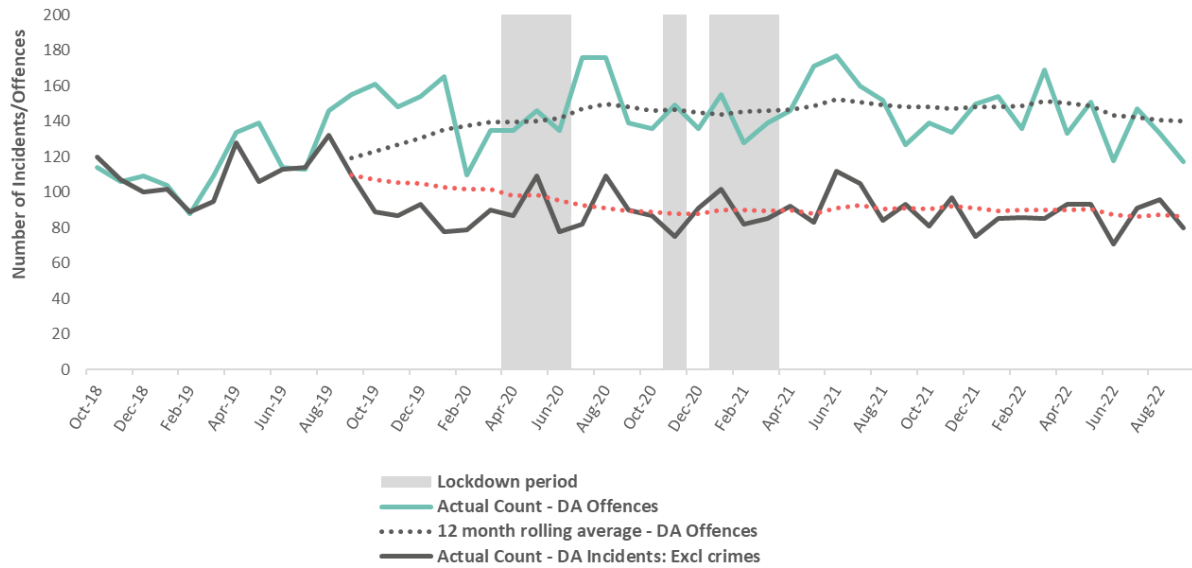
Figure 25: Police recorded DA crimes and incidents in Cambridge City for 12 months periods ending September



A different way of looking at the figures is examining the crimes and incidents together. Of the total crimes and incidents (i.e. those that did not result in crime(s) being recorded) in the 12 months ending September 2022 66% are crimes. This is an increase from 56% for the 12-months ending September 2019.

Analysing the data on a monthly basis (as seen in the figure below) shows that whilst there are fluctuations there was some stabilising of the average figures during 2021 and into 2022. More recent summer months in 2022 indicate a possible slight decline, however these short-term dips have been seen before and have not previously resulted in a long-term decline.

Figure 26: Monthly police recorded DA incidents and Crimes, Cambridge City, October 2018 to September 2022



DA Crime types

All crimes can have a DA marker applied to them. In Cambridge City, 12% of all crime recorded in the year ending September 2022 was domestic abuse related.

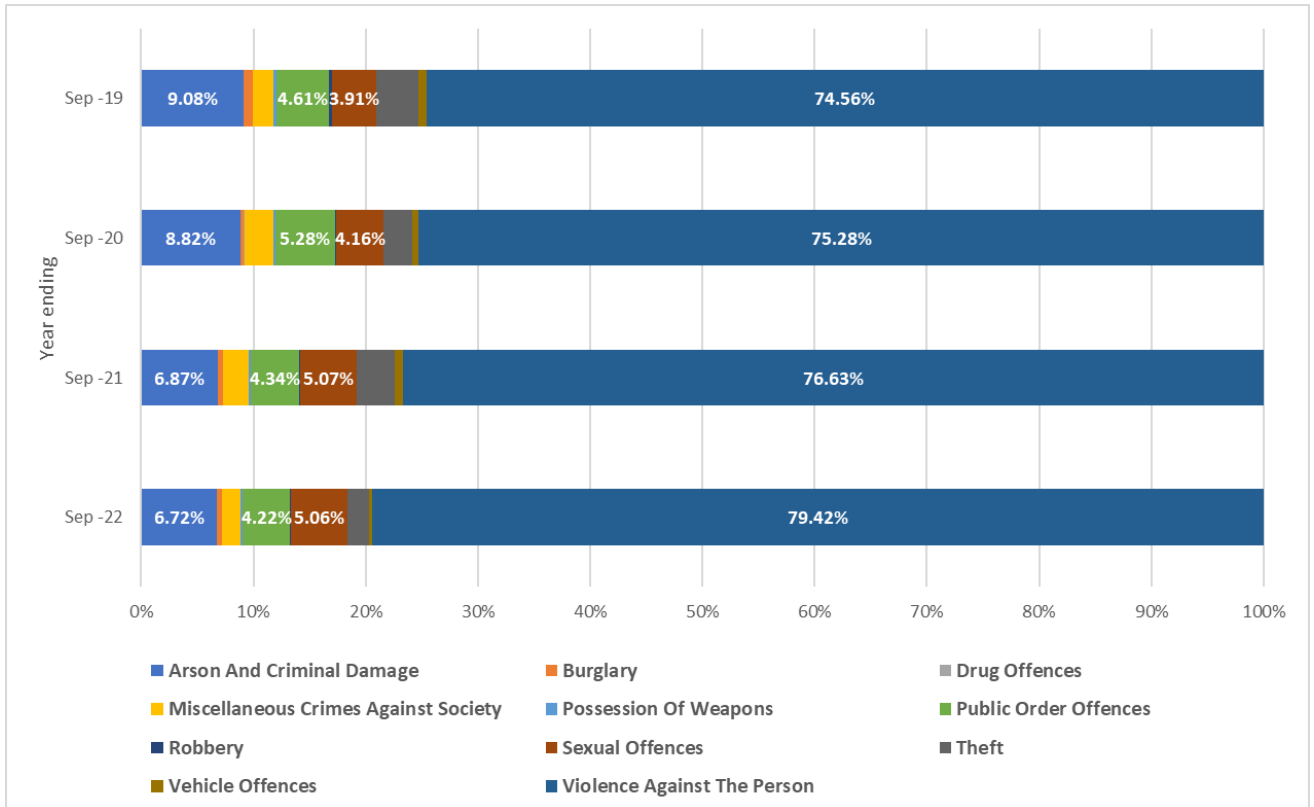
As in previous years violent offences account for the majority of police recorded DA crimes. For the most recent 12 months the 79% of DA crimes recorded in Cambridge City were Violence Against the Person category offences. This is a slight increase compared to the 74.5% of DA crime in the year ending September 2019.

There has also been a 25% volume increase in domestic abuse related VAP offences between the years ending September 2019 and September 2022 (to 1335 offences).

There was also an increase in the proportion and volume of sexual offences since the pre-pandemic year ending September 2019 (although the number remains small). There were 85 sexual offences recorded with a DA marker the year ending September 2022 and 56 in the year ending September 2019.

For both 2020/21 and 2021/22, ‘arson and criminal damage’ offences account for less than seven percent of the total DA offence recorded.

Figure 27: Crime type breakdown in domestic abuse related offences recorded in Cambridge City



Local Services

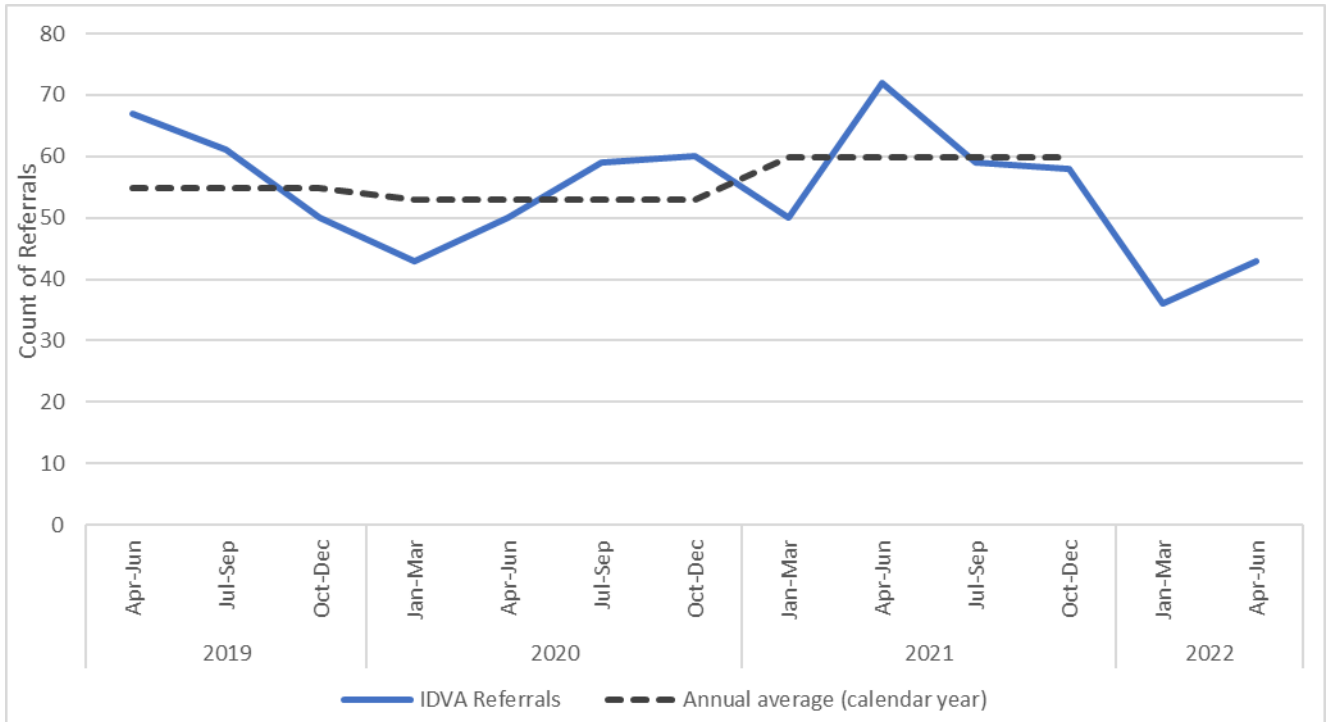
Cambridgeshire County Council manages the IDVA Service which states in the 2021/22 annual report

“due to additional funding received from the Ministry of Justice via joint bids with the Office of the Police and Crime Commissioner, now includes 29.6 FTE Independent Domestic Abuse Advisors (IDVAs), an IDVA Operations Manager, 3 Senior IDVAs, 1 Safe Accommodation Manager, and 4 MARAC Coordinators. Most of the posts are based at the Multi-Agency Safeguarding Hub (MASH) in Godmanchester with posts covering Peterborough based at Copse Court. The IDVA Service offers support to high-risk victims, which is managed by geographical area, and also has a number of specialist posts that take referrals at all risk levels”

The chart below shows the number of referrals received by the service for Cambridge City residents by quarter over the period 2019 to 2022. The most recent quarter’s data is unavailable at the time of writing due to database issues.

The service is threshold based and fluctuations in referrals should not be seen as an indication of changing levels of domestic abuse but a reflection on service capacity and demand at any given time.

Figure 28: Referrals to IDVA service for Cambridge City residents by quarter over the period 2019 to 2022.



5.4.1. Domestic Homicide Reviews

At the time of writing this document there is one Domestic Homicide Review in progress in Cambridge City following a suicide in 2018. The review was requested in 2022.

5.4.2. What is the CSP doing about Domestic Abuse?

A high-level summary of activity which has taken place since the last strategic assessment in Cambridge City in relation to DA is presented below. Full details can be found in Appendix D.

Research into Domestic Abuse and Asian Women in the East of England

Cambridge Community Safety Partnership (CCSP) has been involved in Domestic Abuse Research led by Dr Mirna Guha at Anglia Ruskin University investigating the needs and vulnerabilities of Asian women around Domestic Abuse in the East of England to strengthen service provision and responses. Dr Mirna Guha provided an update on the first stage of the research at the October 2022 CSP meeting. A Knowledge Exchange event was held on 7 September 2022 with attendees representing different communities.

Safer Accommodation Funding as part of the Domestic Abuse Act 2021

From the Domestic Abuse Act Safer Accommodation Funding, a new fixed term role was developed and recruited for a Specialist Housing Worker to join the Supported Housing team in January 2022, funded until at least January 2024. The role aims to:

- Support those housed in Cambridge City as a result of fleeing domestic abuse
- Raise awareness among identified groups with low levels of domestic abuse reporting
- Contribute to the continuous review of the Council's response, and provision of service, advice and housing, to those experiencing and fleeing domestic abuse.

Domestic Abuse Housing Alliance Accreditation (DAHA) – Cambridge City Council prepares for re-accreditation

Following the successful DAHA accreditation in December 2019, Cambridge City Council has continued its work, internally and externally, for effective partnership working – central to the Whole Housing Approach. The new DAHA framework for 2022 includes Values and Principles and a DAHA Operational Project Board, and a Strategic Board have been set up to work through the requirements.

As part of the city council's ongoing work:

- In its role as a licensing authority, since 2016 it provides safeguarding, equality, and protection training for all licensed taxi drivers, to allow them to identify and respond to concerns about the safety of their passengers, including those who may be at risk of sexual violence. Attendance at refresher training is required every three years.
- In response to the cost of living crisis in 2022, Cambridge City Council has held a programme of roadshows across the city to raise awareness about the different services and support available. Working with Cambridge Women's Aid and the County Domestic Abuse and Sexual Violence Partnership (DASVP), communication was shared about support for those affected by domestic abuse within generic information to reduce the risk to the victim.

Survivors Conference

A Survivors Conference was held on 12 September 2022 organised by Cambridge City Council and Cambridge Women's Aid. This conference brought together survivors and domestic violence abuse service providers to explore provision of services to victims and future improvements.

Annual Conference to mark 25 November- United Nations International Day for the Elimination of Violence Against Women

On 18 November 2022, a conference was held at the Guildhall. White Ribbon Campaign guest speakers included Cambridge United Football Club and Daniel Zeichner, Member of Parliament for Cambridge.

- **White Ribbon Status – Cambridge City Council continues work following re-accreditation in March 2021.**

The campaign is targeted towards getting males to act as role models in encouraging respectful and appropriate treatment of women and girls.

In all this work, Cambridge City Council endeavours to raise awareness with the public as well as to offer support to residents, customers, staff, and those who work in Cambridge as well as other districts and nationally, such as with accreditation by DAHA and the White Ribbon Campaign.

5.5. County Lines

County Lines refers to a model of offending whereby gangs and organised crime groups move drugs into supply areas within the UK via the exploitation of vulnerable individuals. These individuals are recruited and coerced into the drug supply chain (National Crime Agency, 2019). The term 'County Line' refers to the dedicated mobile phone line used to receive orders for drugs. Criminal networks involved in running county lines operations are typically located in urban hubs but facilitate the movement of drugs into more rural areas.

Exploitation is a key element of county lines as it reduces offender's risk by distancing them from the supply transaction (National Crime Agency, 2019). Children are commonly targeted, particularly where they have additional vulnerabilities such as; poverty, frequent missing episodes, 'looked after status', behavioural and developmental disorders etc. National research supports the fact that young people are targeted in county lines activity and states that whilst young people with certain vulnerabilities may be at risk, those without such vulnerabilities are also targeted (Black, 2020). The most significant adult vulnerability is drug addiction, however, mental health conditions and learning/developmental disorders are also often identified in adult victims of criminal exploitation relating to county lines (National Crime Agency, 2019).

There are various crimes associated with County Lines including (but not limited to);

- Drug possession and supply
- Serious Violence
- Knife Crime
- Robbery and possession of offensive weapons
- Modern slavery and exploitation, including exploitation of young and/or vulnerable people.

Police intelligence highlights that Cambridge City has been an area of drug importation activity for county lines in recent years. As such there has been focused CSP and police activity relating to county lines, as outlined below.

5.5.1. What are the CSP doing about County Lines?

During 2022, on behalf of the Cambridge Community Safety Partnership, Cambridge City Council Community Safety Team continued to lead a project; 'Cambs Against County Lines', funded by the Cambridgeshire and Peterborough Office of the Police and Crime Commissioner. This campaign has a universal offer to raise awareness amongst young people and adults in Cambridge city and surrounding districts of the risks around county lines drug dealing and to help young people and members of the community to recognise the signs of the related grooming process.

In addition to the bespoke [Cambridge-centred](#) film, a Peterborough-centred film was produced to make it relevant to anyone who watches it in the county. The film has been translated into different languages and has accompanying resources and evaluation. The films have been delivered in schools by trained facilitators in Cambridge as well as across the county such as in East Cambridgeshire and Fenland. It is also delivered as part of the County Safeguarding Board training programme, and to 550 Designated Safeguarding Leads working in an education setting between September 2021-July 2022. This CSP project continues to be recognised nationally as good practice. A review was carried out in July 2022 to inform future work and is available at <https://www.cambridge.gov.uk/cambridge-community-safety-partnership> Campaign link: <https://www.cambridge.gov.uk/cambs-against-county-lines>

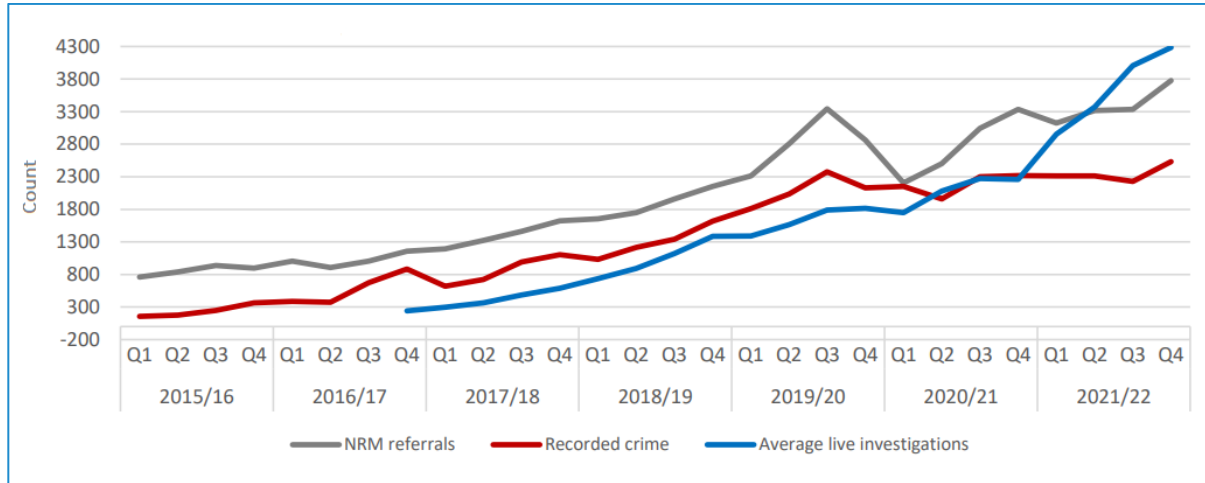
October 2022: 'Police [Operation Hypernova](#): Tackling county lines exploitation and drug supply – one of the biggest operations Cambridgeshire has ever seen to tackle exploitation and illegal drugs. Operation Hypernova was launched by Cambridgeshire Police in a bid to make the county hostile towards county lines drug dealers, prevent further exploitation of young and vulnerable people and reduce serious street-based violence. So far 44 people have been arrested with 39 of those charged with more than 139 drug and human trafficking offences. Officers carried out more than 15 dawn raids across places including Cambridge, Peterborough, Ramsey, March, Yaxley, Haverhill, Luton and London following weeks of intelligence gathering into those bringing class A drugs into Cambridgeshire and exploiting vulnerable people. Thirty-three county lines have been dismantled with crack cocaine, cocaine, heroin, and cannabis worth more than £600,000 seized along with hundreds of thousands of pounds in cash and assets including vehicles, jewellery, and clothing. Several weapons including push daggers and knives have also been seized.'

5.6. Modern Slavery

Nationally the level of recorded Modern Slavery crime, Live investigations into modern slavery and National Referral Mechanism Referrals did reduce in the early

stages of the pandemic. However, a trend of increase has since continued, as shown in the figure below.

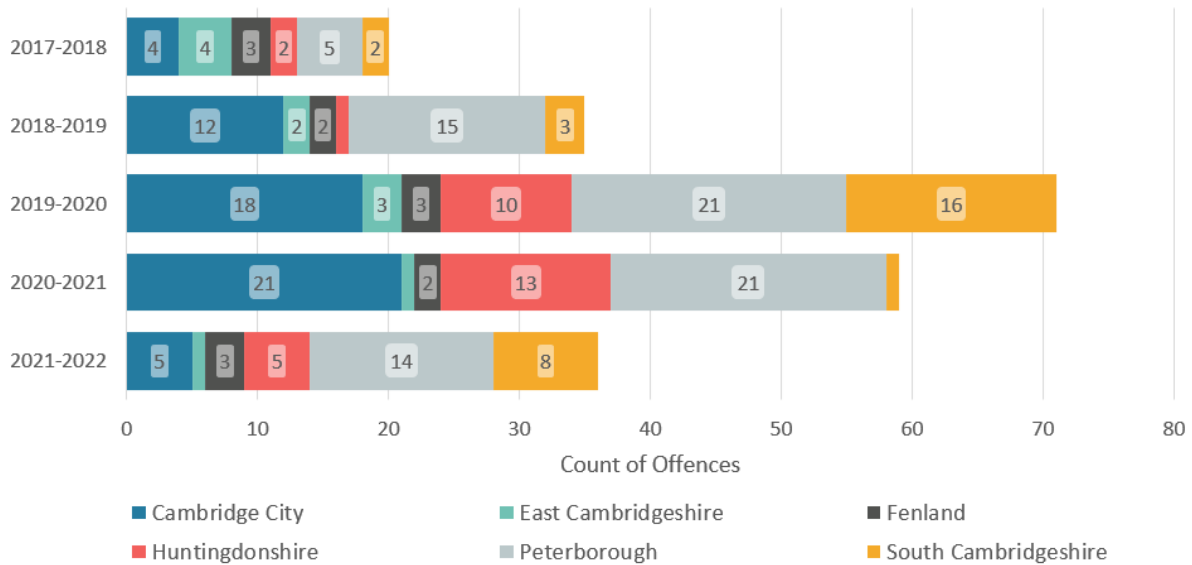
Figure 29: Source: Modern Slavery and Organised Immigration Crime Programme Annual Report 2021- 2022



Another impact of the pandemic is noted in the annual report of the [Modern Slavery and Organised Immigration Crime Programme \(policingslavery.co.uk\)](https://policingslavery.co.uk). There is still a backlog of cases in the criminal justice system (e.g. the Crown Courts) that has the potential to increase victim and witness attrition rates.

Local police recorded crime figures show that 14% of modern slavery offences across Cambridgeshire and Peterborough (year ending Sept 2022) were attributed to Cambridge City (a total of 5 offences). This is a lower proportion and volume than in the two previous years. Notably 2018-19 where Cambridge City accounted for 60% of modern slavery offences (12 offences). Overall, the volume of Modern Slavery offences across Cambridgeshire and Peterborough is considerably lower in the most recent year ending Sept 2022.

Figure 30: Police recorded Modern Slavery Offences by district, 2017 to 2022 (year ending September)



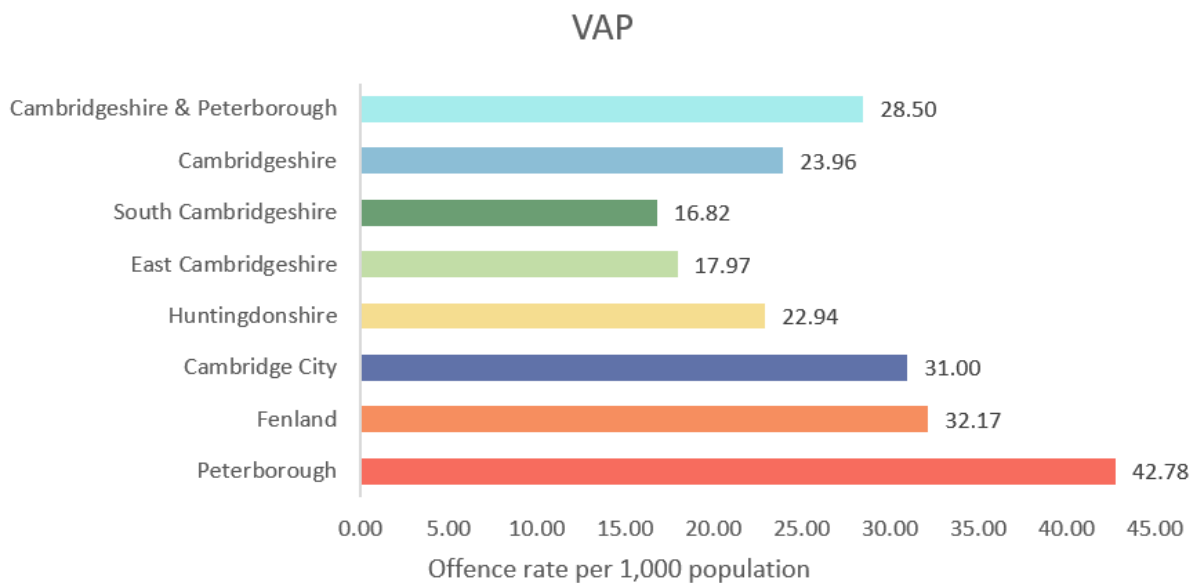
Nationally it is acknowledged that Organised Crime Groups (OCGs) involved in modern slavery are often involved in a number of exploitation types ('polycriminality'). Overlap between those involved with Modern slavery and sexual exploitation as well as money laundering and fraud have been seen in modern slavery investigations. Whilst the volume of specific Modern Slavery offences may be low compared to other offence types locally, the CSP needs to keep in mind the likely links to other crime for this high harm offence type.

5.7. Violence Against the Person

The latest analysis from the Crime Survey for England and Wales (to June 2022) shows that violent crime is at a similar level to pre-coronavirus pandemic levels (ONS, 2022). However, police recorded violence was noted as increased nationally. This has been attributed to changes in police recording practices with particular increases in stalking and harassment offences recorded.

Using Census 2021 population figures, the crime rates for Violence Against the Person offences in the year ending September 2022 are shown below. The rate per 1000 population in Cambridge city is relatively high compared to the other Cambridgeshire districts at 31.00 per 1000 population. This is slightly below the national violence against the person rate which was 35.8 offences per 1,000 population in the year ending September 2022.

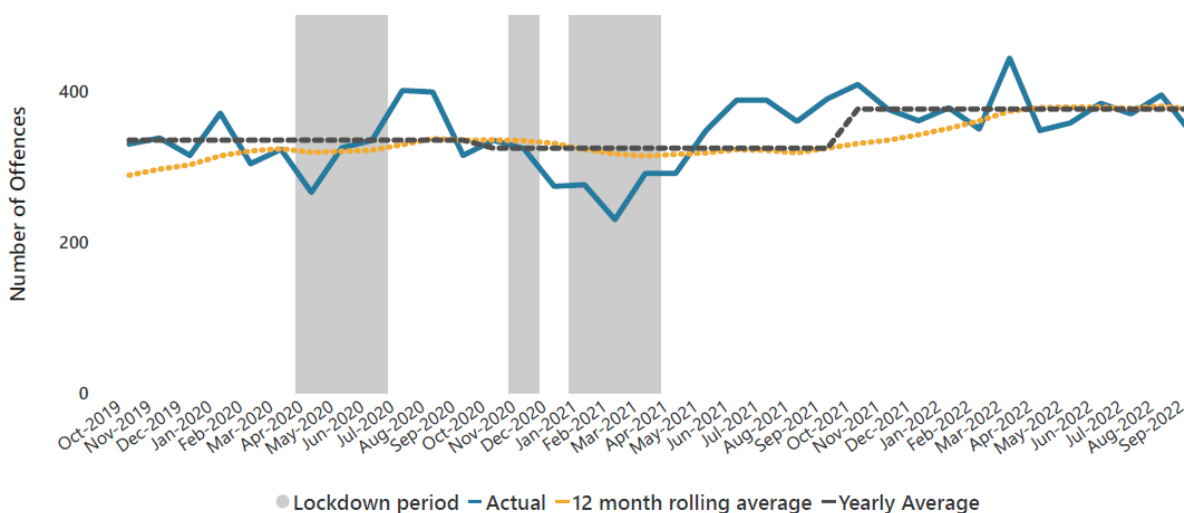
Figure 31: Crime rate per 1000 population – Violence Against the Person offences, year ending September 2022 (Census 2021 population figures)



In terms of the trend in VAP offences over time, the number of violence against the person offences in Cambridge City temporarily decreased during each of the national lockdown periods. The volume of offences has since increased above pre-pandemic levels.

The most recent year ending September 2022 shows an average of 376.4 VAP offences per month in Cambridge City. There was a single month peak of 444 offences in March 2022.

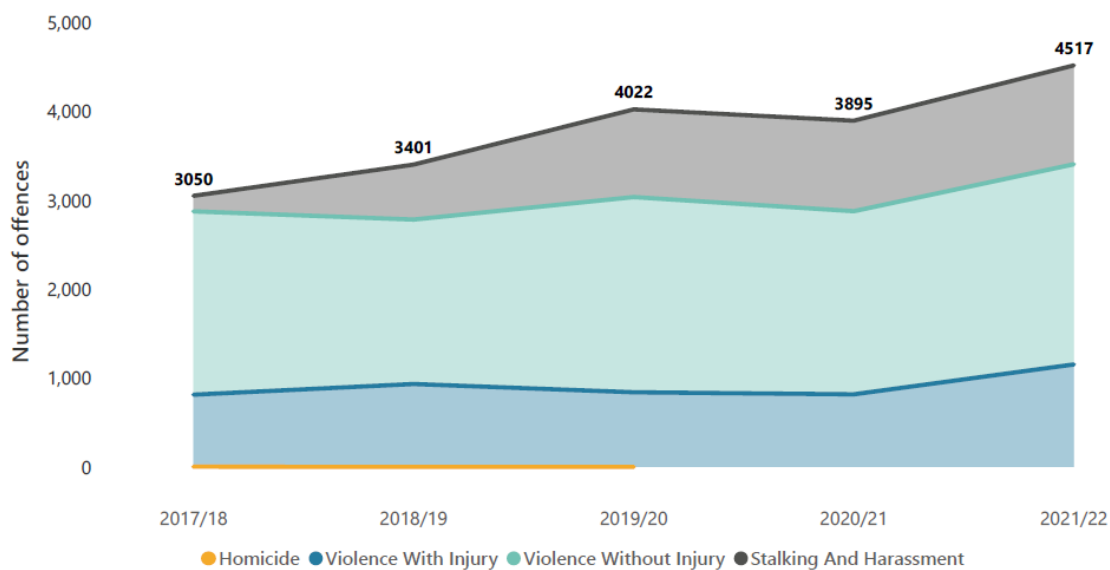
Figure 32: Police recorded violence against the person offences in Cambridge City, October 2019 – September 2022



The VAP crime group is broken down into 4 crime sub-types; Homicide, Violence with Injury, Violence without injury and Stalking and harassment. It should be noted

that 49.8% of VAP offences in Cambridge were Violence without injury in the year ending September 2022. Stalking And Harassment and Violence With Injury made up 24.6% and 25.5% of VAP offences for the same year (there were zero homicides recorded). Figure 33 below shows the breakdown of VAP offences over time in Cambridge City. The overall volume of VAP offences has increased by a third when compared to the pre-pandemic year ending September 2019. Increases in stalking and harassment have been the main driver of this change over the long term. However, violence with injury has increased in the last year in Cambridge City (with a 41% increase from 818 to 1154 offences).

Figure 33: Police recorded violence against the person offences in Cambridge City by sub-type, October 2017 – September 2022

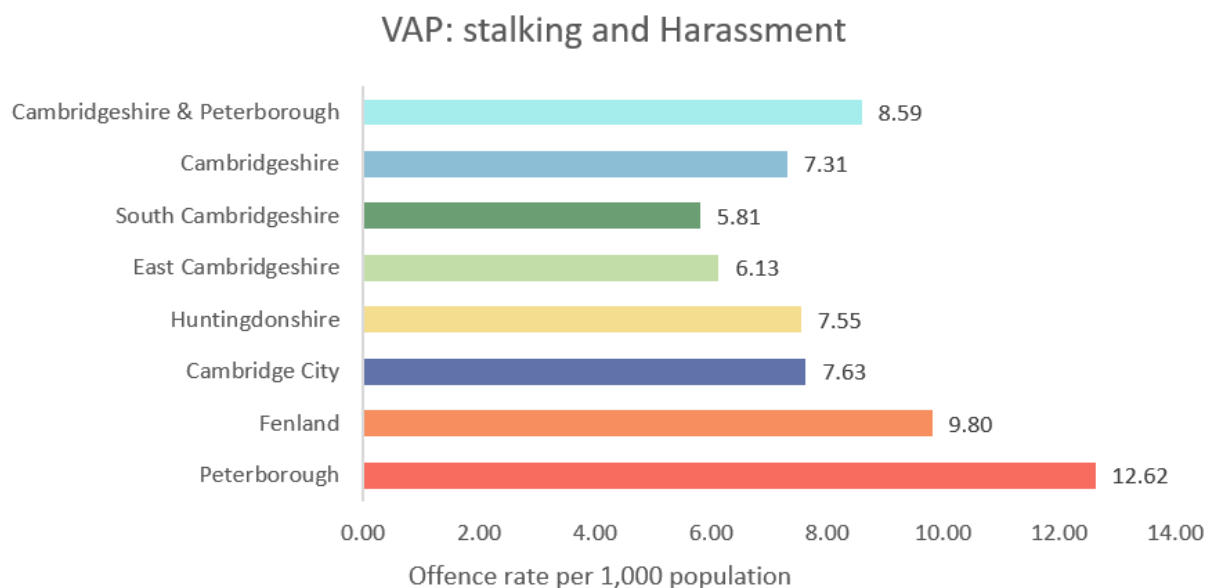


5.7.1. Stalking and Harassment

Nationally there has been a long-term trend of increase in stalking and harassment offences since the year ending March 2012. Partially driven by changes in Home Office Counting Rules across this period.

In the year ending September 2022, stalking and harassment was recorded at a rate of 7.63 offences per 1000 population in Cambridge City. The figure below shows the rates for Cambridgeshire and Peterborough for context.

Figure 34: Rate of police recorded Stalking and Harassment offences per 1000 population, Cambridgeshire & Peterborough (and districts).



Some of the offences within this category have specific overlap with the issues of domestic abuse (e.g. controlling and coercive behaviour) and hate crime (e.g. Racially or Religiously Aggravated Harassment), the figures for these offences in Cambridge City are provided below.

In the year ending September 2022 there were a total of 10 offences recorded as 'Racially or religiously aggravated Harassment or stalking without violence' and 'Racially or religiously aggravated Harassment or stalking with fear of violence', a rate of 0.7 offences per 1,000 population.

A total of 58 controlling and coercive behaviour offences were recorded in the same year, at a rate of 0.4 per 1,000 population.

5.7.2. Violence Without Injury

Common assault without injury (which is defined as an assault where there is no injury or injuries which are not serious) forms the majority of this subtype in Cambridge City. For the year ending September 2022 82% of violence without injury offences were common assault without injury (1845).

The next largest proportion of offences within this category (8%) were all those relating to assault without injury (or attempted assault) of police officers and emergency workers. New legislation covering these offences was introduced in 2018 ([Assaults on Emergency Workers \(Offences\) Act 2018 | The Crown Prosecution Service \(cps.gov.uk\)](#)).

Threats to kill formed 6.6% of these offences, with a total of 149 offences in the year ending September 2022.

Racially or religiously aggravated common assault or beating also features within this offence category, albeit as a low proportion of offences. The total volume for the year ending September 2022 was 34 (at a rate of 0.23 offences per 1000 population in Cambridge City).

5.7.3. Violence With Injury

There were 1,154 violence with injury offences seen in Cambridge City in the year ending September 2022, at a rate of 7.92 per 1000 population (see Figure 35). This is below the overall rate of violence with injury seen in England and Wales during the same time period (9.74 offences per 1,000 population). As seen in Figure 36, there has been a trend where the number of violence with injury offences recorded by the police has increased over time. Using the time frames for this assessment (years ending September) we can compare the year ending September 2022 with the year ending September 2019 as a pre-pandemic baseline. This shows a total increase in violence with injury offences of 24%.

National statistics highlighted that violence with injury was 7% higher (576,892 offences in the year ending June 2022) than levels recorded in the pre-coronavirus pandemic year ending March 2020 (540,696 offences). For the same time periods compared in Cambridge City there was a 21% increase in violence with injury offences (to 1139 in the year ending June 2022). This represents a marked local increase in police recorded violence with injury, above and beyond that seen nationally. Local health data sources relating to assaults (as outlined later in this document) are not showing such a marked increase and are still yet to return to pre-pandemic levels. It is possible that operational impacts resulting from Covid-19 and NHS pressures are impacting on these figures. **The issue of violence with injury within Cambridge City should be investigated and monitored further by the CSP to develop a more complete understanding to inform CSP activity. Specifically, geographical, temporal and victim analysis across both police and health datasets would be beneficial.**

Figure 35: Rate of police recorded Violence with injury offences per 1000 population, Cambridgeshire & Peterborough (and districts). Violence with injury rate chart

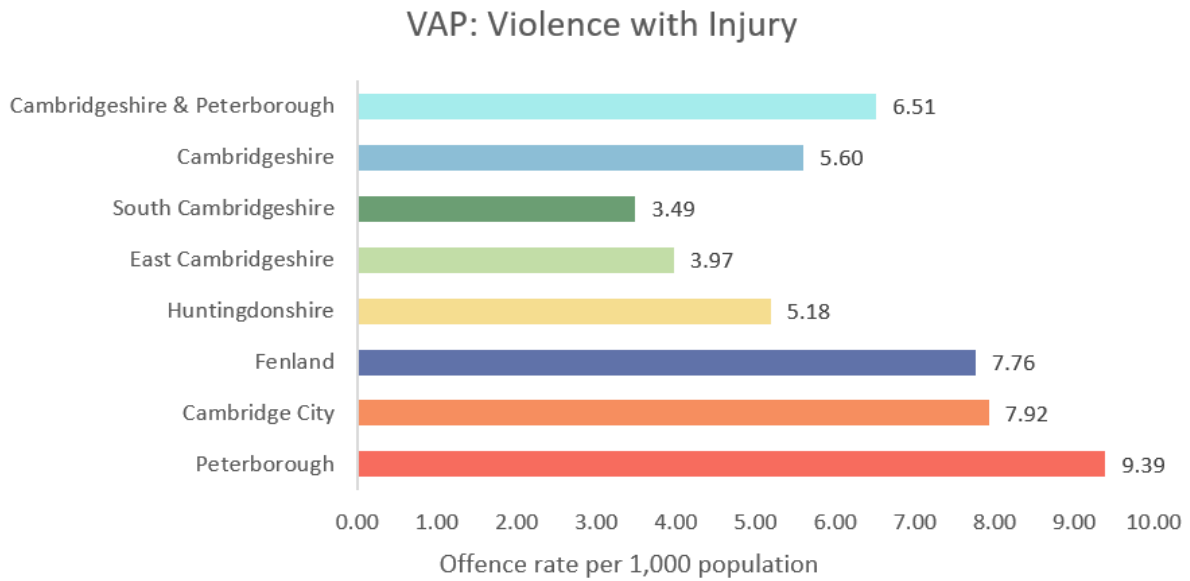
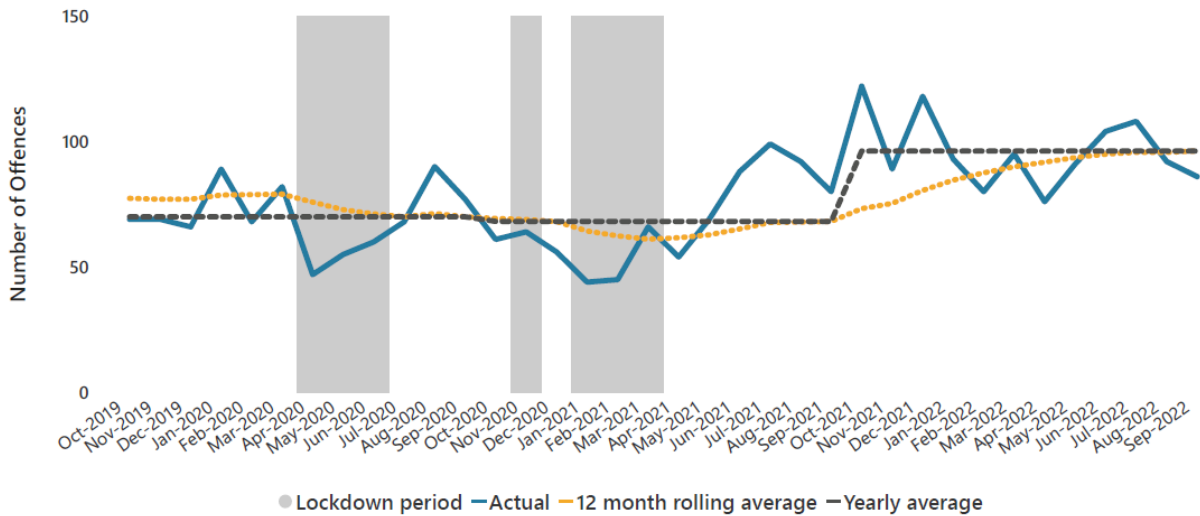


Figure 36: Police recorded violence with injury offences in Cambridge City, October 2019 – September 2022



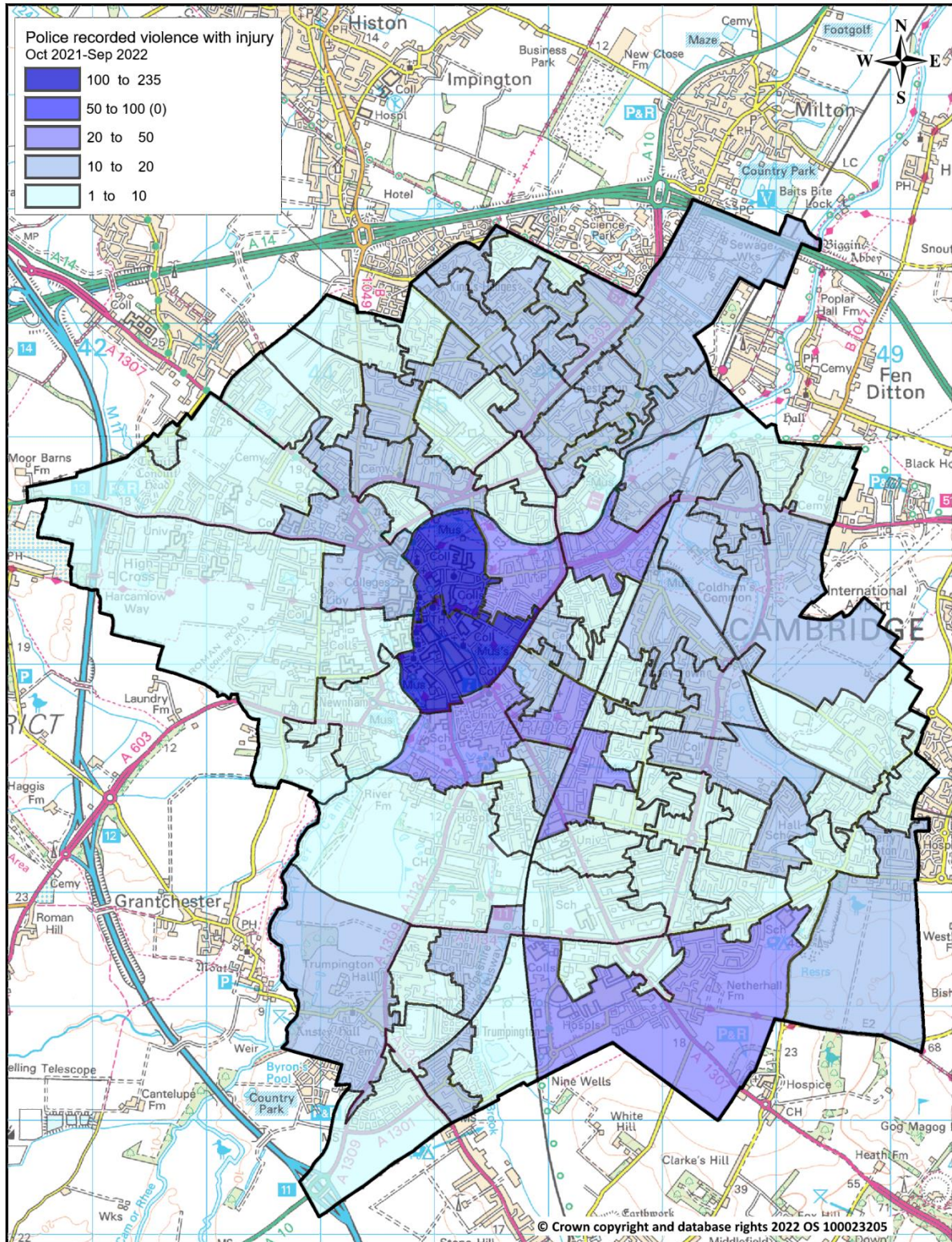
When broken down by Cambridge City wards, a majority of violence with injury offences were recorded in Market, Abbey and King's Hedges wards (see table below).

Table 3: Police recorded Violence with Injury by Cambridge City Ward (year ending September).

Ward	2020/21 Count	2020/21 %	2021/22 Count	2021/22 %
Abbey	81	9.9%	87	7.5%
Arbury	54	6.6%	63	5.5%
Castle	17	2.1%	13	1.1%
Cherry Hinton	47	5.7%	47	4.1%
Coleridge	48	5.9%	66	5.7%
East Chesterton	57	7.0%	69	6.0%
King's Hedges	68	8.3%	80	6.9%
Market	199	24.3%	443	38.4%
Newnham	11	1.3%	7	0.6%
Petersfield	68	8.3%	73	6.3%
Queen Edith's	48	5.9%	48	4.2%
Romsey	20	2.4%	54	4.7%
Trumpington	52	6.4%	67	5.8%
West Chesterton	48	5.9%	37	3.2%

Figure 37 below shows the number of violence with injury offences by LSOA, with the higher volume LSOAs overlapping with the Market ward.

Figure 37: Police recorded violence with injury by LSOA for the period October 2021 to September 2022

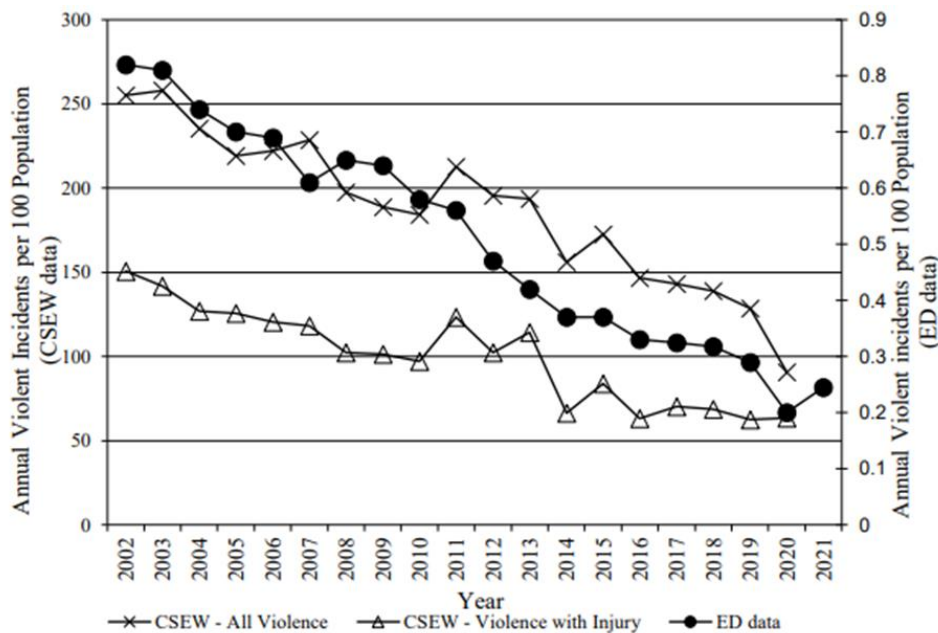


5.7.3.1. National figures on violence with injury from health data sources

The National Violence Surveillance Network (NVSN) releases an annual report on the number of violence related attendances to Emergency Departments (and similar facilities) across England and Wales. In the most recent report for 2021 (2022) (2022), the data came from 74 Emergency Departments (EDs) Minor Injury Units and Walk-in Centres in total (including some from Scotland).

The report indicated that the number of individuals attending Emergency Units for injuries related to serious violence in the year ending December 2021, increased by 23% compared to the previous year. Following the major decrease in the preceding year, during the onset of the Covid-19 lockdown, which saw rates decrease by a third, this was the biggest annual increase ever recorded by the NVSN, and was reflected in increases across all age groups. However, it was also noted by the NVSN that rates are continuing to show a steady decline when looking at long term trends (2022).

Figure 38: National trends in violence related attendances to emergency departments ('violent incidents') and the crime survey for England and Wales



Source: Figure is from this year's NVSN report (2022, p. 15)

Source Notes. "Methodological change to the handling of repeat victimisation in the CSEW in 2018 led to revision of all historic CSEW violence. CSEW violence estimates for the year ending September 2020 were derived from telephone instead of face-to-face interviews with reduced sample size and number of questions. Hence direct comparison with previous CSEW estimates is not possible." (National Violence Surveillance Network, 2022, p. 15)

As in 2020, there was a strong association between lower levels of violence and restrictions put in place to mitigate the spread of Covid-19; with levels increasing as restrictions were eased. Low numbers of admissions were seen during the third national lockdown in January 2021. Numbers began to increase the following month despite the continued lock-down, and continued to a peak in August 2021, where numbers almost reached pre-pandemic levels.

As in previous years, males and young adults accounted for the majority of violence related injuries recorded by EDs. Males accounted for 68.2% of these attendances; and were more than twice as likely as females to require emergency treatment following injury due to violence, with a rate of 3.38 per 1000 population for males, compared to a rate of 1.54 per 1000 population for females (where rates were calculated using population projections from ONS). The NVSN report for 2021 noted that although there were initial concerns that violence against women may increase as a result of COVID-19 restrictions, there was no clear evidence in the NVSN data for 2021 that this was the case (with an increase of 23.07% for males, and 23.78% for females).

Those aged between 18-30 years had the highest injury rates for both males (8.09 per 1000 population) and females (6.01 per 1000 population) and accounted for 40% of attendances. Children aged 0-10 accounted for the lowest proportion of attendances, with injury rates of 0.23 per 1000 population for males, and 0.13 per 1000 population for females. It was this age group however that saw the largest increase in violence related injuries (of 41.9% overall), albeit from a relatively low base (i.e. 0.19 per 1000 population for males (21.1% increase), and 0.08 per 1000 population for females (62.5% increase). Those age 51+ showed the smallest increase (of 16.2%) (National Violence Surveillance Network, 2021).

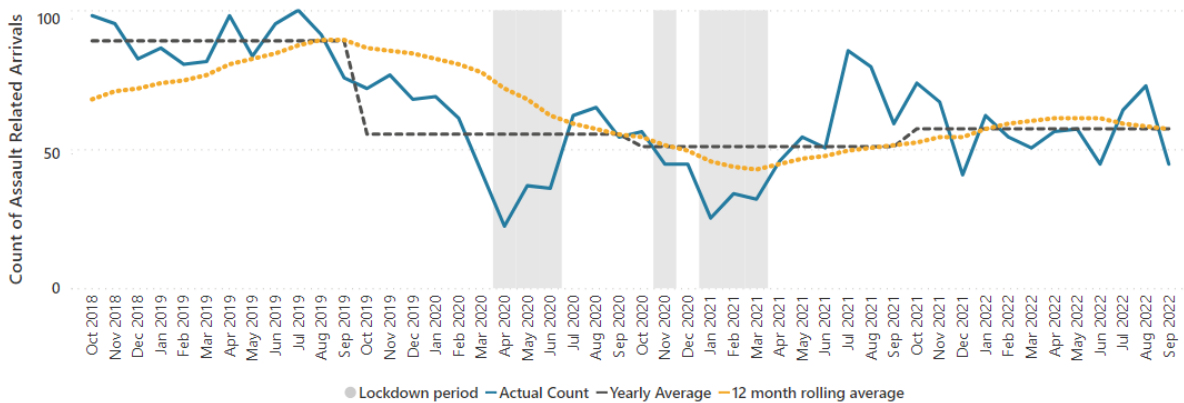
5.7.3.1.1. Local figures on violence with injury: Assault related arrivals at Addenbrookes Emergency Department

One local indicator of trends of violence with injury is data from Addenbrooke’s Emergency Department. It should be noted that Addenbrooke’s is a Major Trauma Unit within the region and currently it is not possible to differentiate Cambridge based patients from those injured outside of the City. Addenbrooke’s saw a monthly average of 59.1 assault related arrivals per month (Oct 21 – Sep 22). This has increased slightly from last year’s average of 52.5 per month but has not reached the pre-pandemic average 91.7 per month for the year 2018-19 (see figure below).

The trend in assault related arrivals at Addenbrooke’s was similar to the national trend, dipping during the third national lockdown in January 2021; subsequently increasing in the following months despite the continued lockdown; and thereafter increasing sharply to a peak of 88 arrivals in July 2021. This only slightly differs to figures from the NVSN (National Violence Surveillance Network, 2022) where violence related admission continued to increase nationally until August 2021.

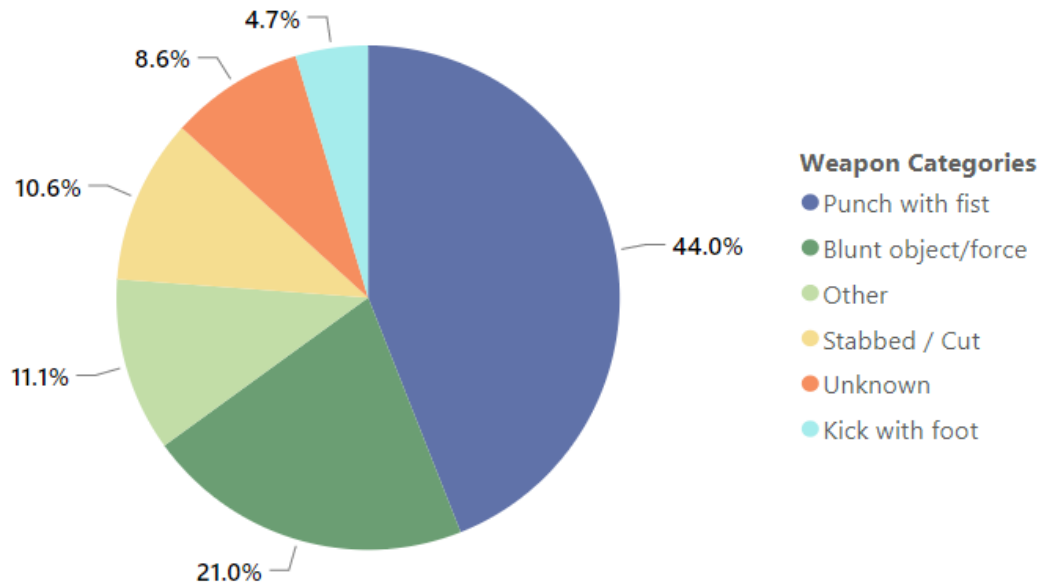
It should also be noted that these incidents will not necessarily have all taken place within Cambridge City, but are those that were seen by Addenbrooke’s Emergency Department, and so gives an indication of local trends.

Figure 39: Monthly assault related arrivals at Addenbrooke’s Emergency Department for the period Oct 2018 to Sep 2022



As can be seen in Figure 40, the weapon type recorded for the majority of assaults in the year ending September 2022 was ‘punch with fist’ (44%). Those recorded as being stabbed or cut accounted for 10.6% of assault related arrivals.

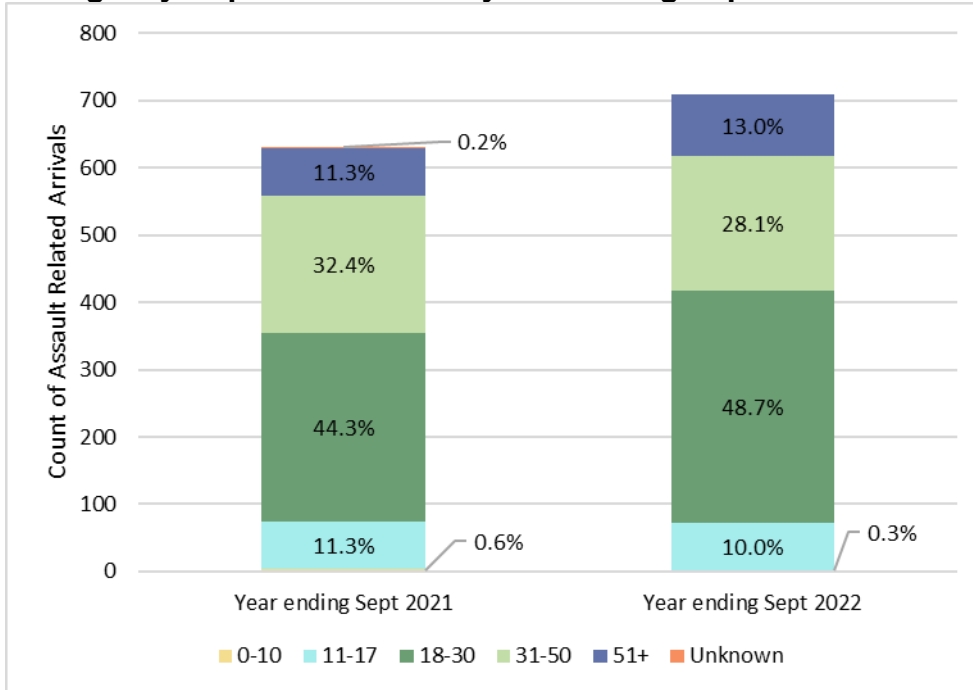
Figure 40: Weapons used in assault related arrivals at Addenbrooke's Emergency Department from October 2021 to September 2022



Similar to national data in the NVSN report, and to data in previous years, young adults and males accounted for the largest proportion of those with violence related injuries in Addenbrookes ED. For the year ending December 2021, the NVSN (2022) reported that 40% of arrivals with violence related injuries seen by EDs were aged 18-30, a similar proportion to the previous year. At Addenbrooke's proportion of 18-30 year olds attending for the same period was slightly higher at 46.3%.

It can be seen in Figure 41 that as the volume of arrivals has increased from the year ending September 2021 to the year ending September 2022 (by 12.5%), the proportion of 18-30 year olds at Addenbrooke's A&E has also shown a slight increase such that 66 more arrivals for this age range were seen in the latest year.

Figure 41: Age breakdown of assault related arrivals at Addenbrooke's Emergency Department for the years ending September 2021 and 2022



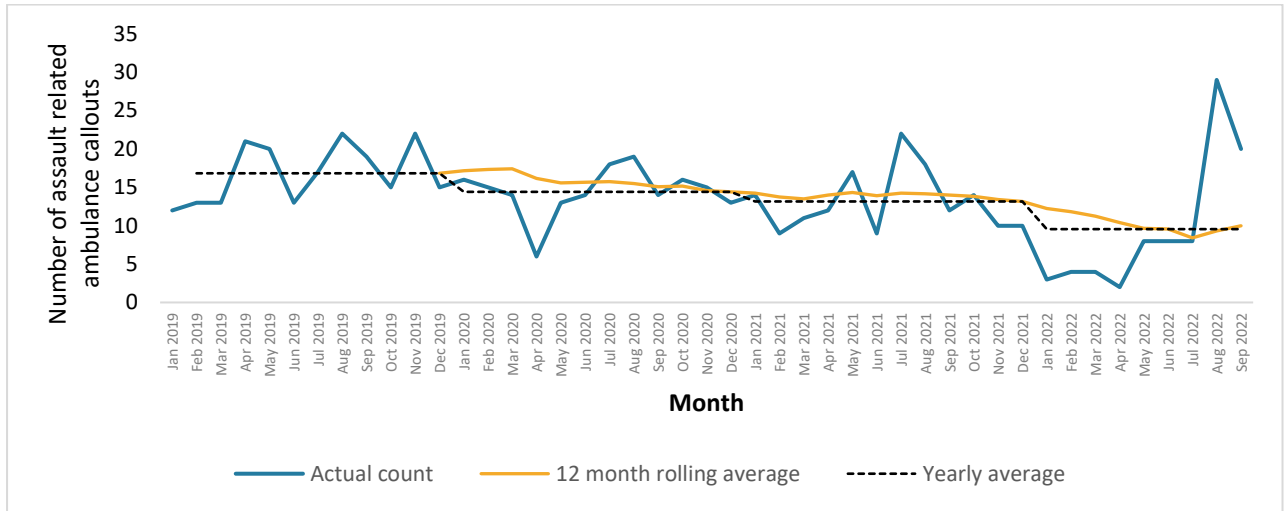
In line with national figures, and previous years, the majority of patients with assault related injuries during this time period were male. Males accounted for 72.6% of assault related arrivals in the year ending September 2022.

5.7.3.2. Local figures on violence with injury: Ambulance Service assault related callouts

Another source of data on local trends of violence with injury are assault related callouts recorded by the East of England Ambulance Service. Over the long term, the number of assaults observed in this dataset appears to gradually be decreasing, as shown in the figure below. There has however been a recent peak of 29 assault related callouts in Cambridge City in August 2022; 10 of which were located within Market ward. 61% of assault related callouts in Cambridge City for the latest year related to Male patients.

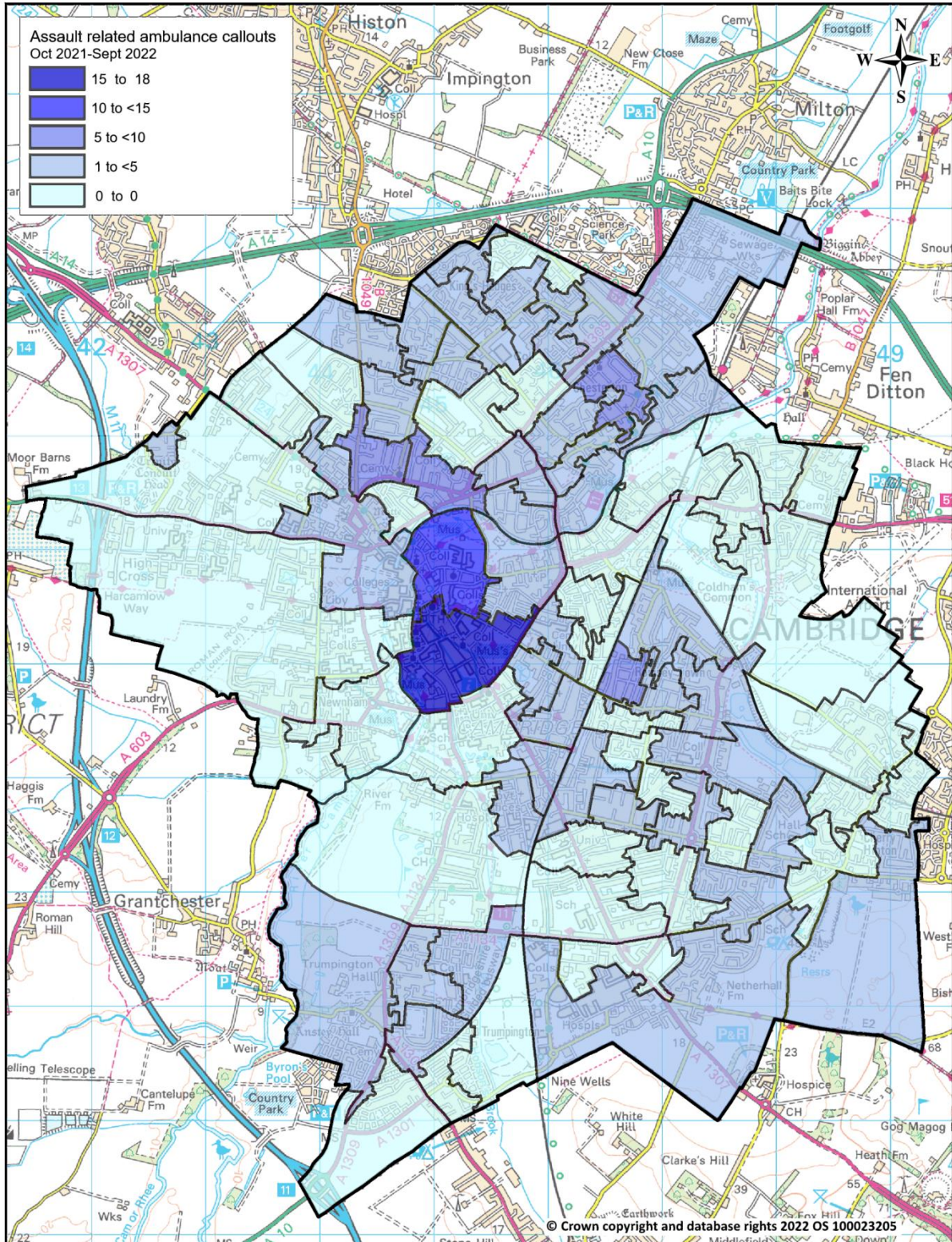
Operational challenges affecting the NHS over the past 3 years mean that the availability of ambulances has at time been affected. There have been periods where the ambulance service could only attend more severe category callouts (i.e. Category 1 –An immediate response to a life-threatening condition, such as cardiac or respiratory arrest). The potential impact of this on the total assault related callouts would require assessment across data sets, as these operating conditions could suppress the volume of assaults captured by health data.

Figure 42: The number of assault related ambulance callouts from the period January 2019 to September 2022



Geographical analysis for the year ending September 2022 shows that 30% of callouts in Cambridge City were located in Market ward. Outside Market Ward, Arbury (10.8%), East Chesterton (10.0%), and Romsey (9%) accounted for the majority of callouts. The figure below shows assault related callouts in Cambridge city mapped to 2021 LSOA.

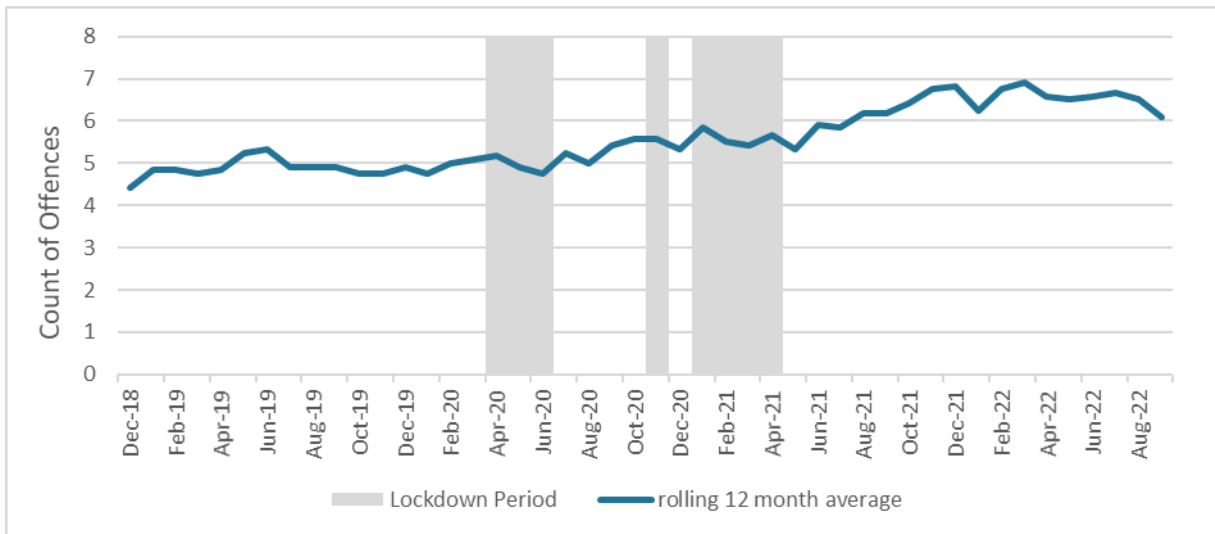
Figure 43: Assault related ambulance callouts in Cambridge City for the period October 2021 to September 2022



5.7.4. Knife Crime

National statistics indicate that police recorded “possession of article with a blade or point” offences were 9% higher in the year ending June 2022 (25,287 offences) compared to the year ending March 2020 (23,242 offences). This is thought to be driven by police activity targeting knife crime. The count of offences has seen a trend of increase, as shown in the figure below. Because the volume of these offences varies greatly from month to month, rolling 12-month average is shown in the chart below.

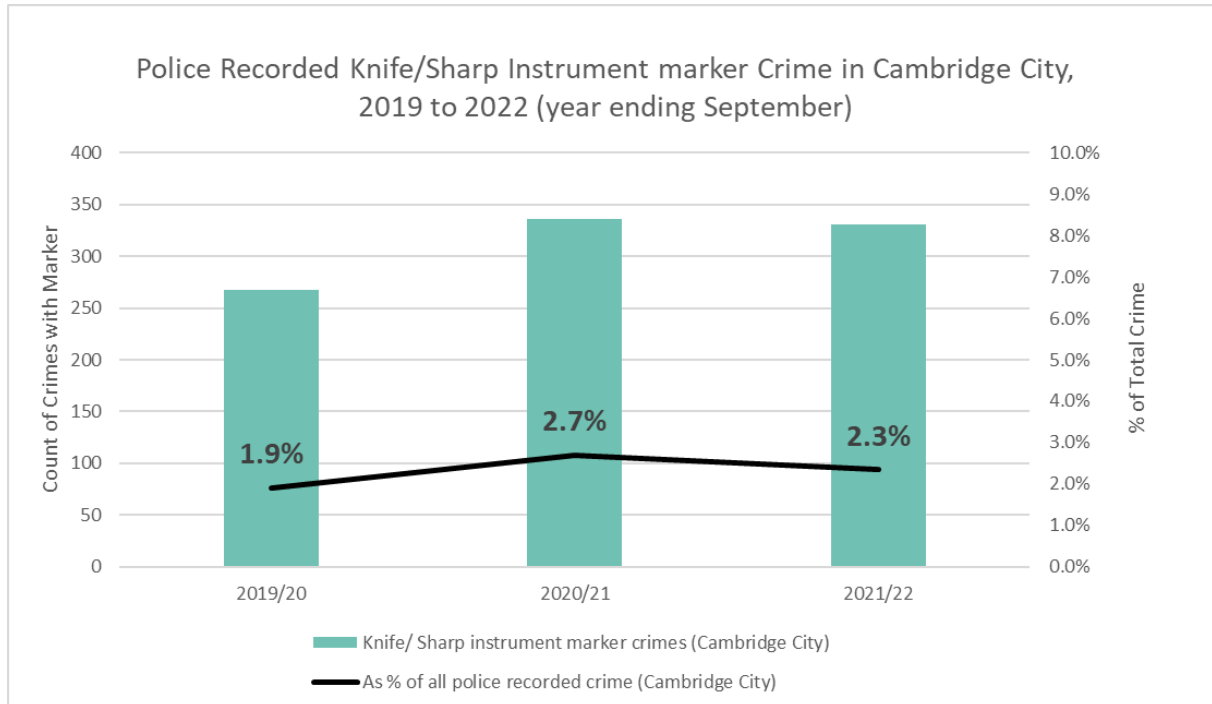
Figure 44: Rolling 12-month average police recorded offences in Cambridge City – Possession of Article with a Blade or Point (Source: CADET)



For the year ending September 2022 the rate of “possession of article with a blade or point” offences was 0.50 per 1000 population in Cambridge City. This is higher than the rates for all other districts in Cambridgeshire but lower than Peterborough (with a rate of 0.57 per 1000 population for the same period). Targeted police work in Cambridge City and Peterborough is likely to be influencing these differing offence rates.

More broadly we can assess all crimes recorded with a knife/ sharp instrument marker. To put these figures into context, the figure below includes the percentage of all crime with a knife marker. In the most recent year, 2.3% of all police recorded crime in Cambridge City had a knife or sharp instrument marker.

Figure 45: police recorded crimes with a knife/ sharp instrument marker in Cambridge City, Oct 2019 – Sept 2022

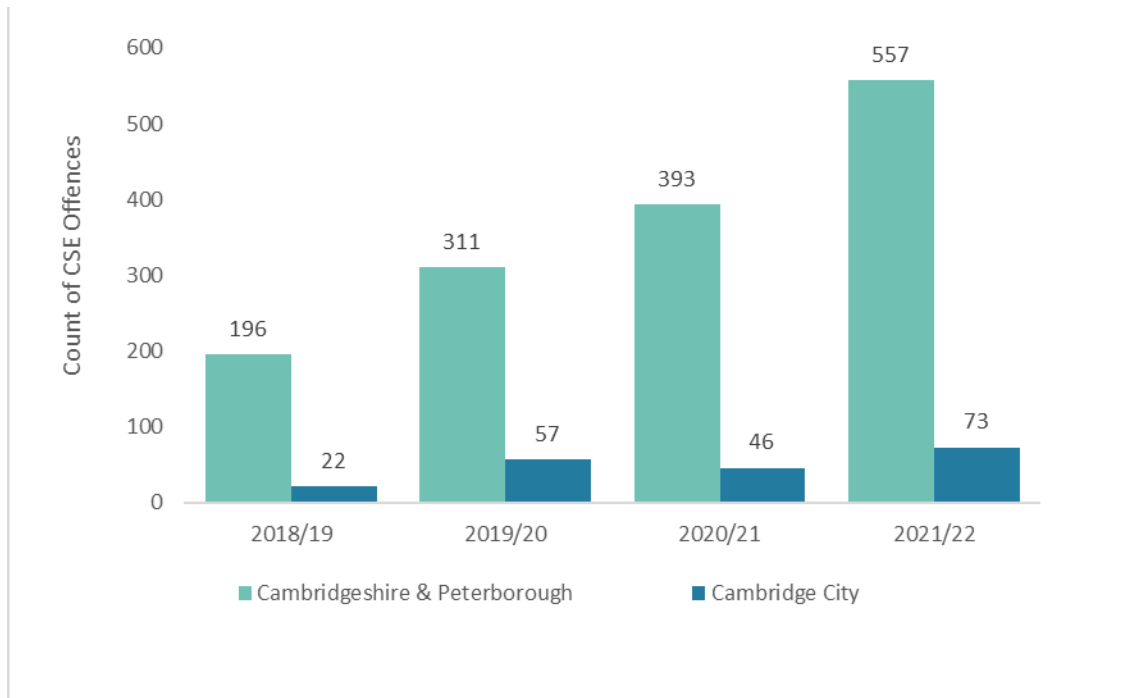


Cambridgeshire Constabulary Analysis (2022) incorporating the Crime Harm Index methodology (which accounts for the level of harm caused by different offence types) showed that knife-related harm is particularly concentrated in the Cambridge City wards of Market and Petersfield.

5.8. Child Sexual Exploitation and Child Criminal Exploitation

Constabulary-wide Child Sexual Exploitation crimes have seen a year on-year increase since 2018/19. Whilst the total volume of CSE offences recorded in Cambridge City was lower in 2020/21, there has since been an increase to 73 offences in the year ending September 2022. CSE is known to be an under reported issue so this is likely an underestimate of the scale of the issue.

Figure 46: Police recorded CSE Yearly from 2018 to 2022 (year ending September) in Cambridge City



Further data sources are needed to build a more comprehensive picture of CSE and CCE in Cambridge City specifically.

5.8.1. What are the CSP doing about Contextual Safeguarding?

Contextual Safeguarding is an approach that considers the wider environment around a young person outside of their immediate family, acknowledging that they cannot be seen in isolation. As part of the Joint Safeguarding Children and Adults Partnership Board Child Exploitation Strategic meetings, the Community Safety Team is on the Child Exploitation Delivery Contextual Safeguarding Task and Finish Group, which explored how to roll out a Contextual Safeguarding approach regarding young people across Cambridgeshire and Peterborough.

Cambridge City Council's Community Safety Team offered to run a pilot multi-agency meeting where we would look at young people coming to our attention because of Anti-Social Behaviour (ASB) and crime with a contextual safeguarding approach. A monthly Peer Group and Places Meeting has been held online bringing together a range of organisations. Eight areas of concern have been discussed at these meetings in addition to 26 young people. In four of the areas there has been a decrease in activity, and more cases continue to be referred to the meeting.

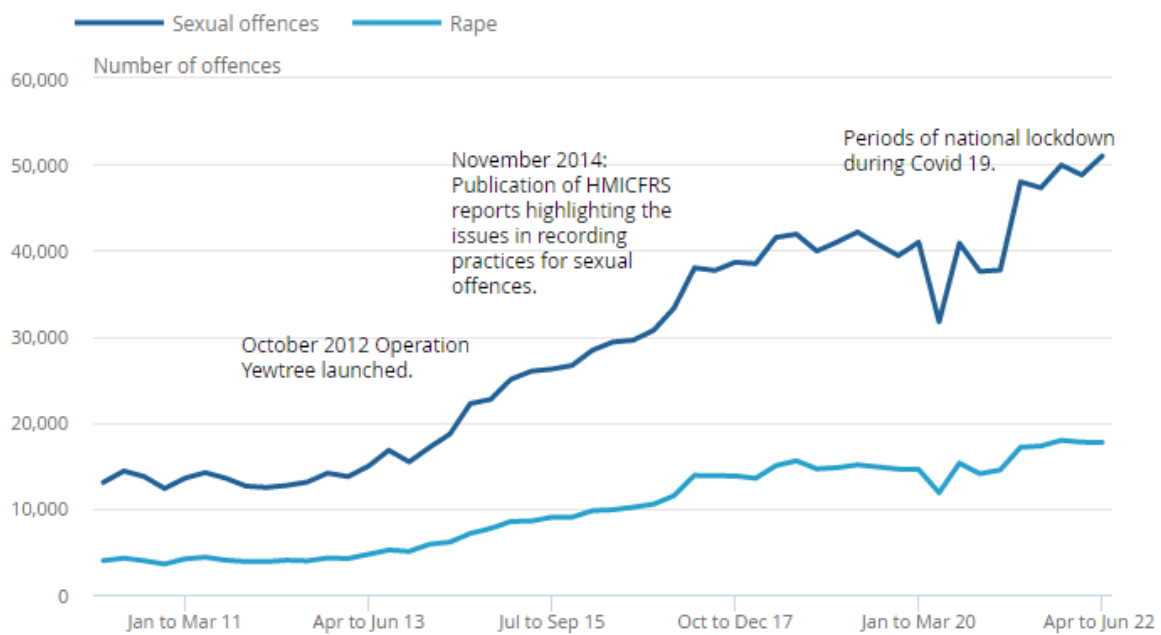
Please see Appendix E for further details relating to this pilot.

5.9. Sexual Offences

National police recorded crime data shows long-term increases in the number of sexual offences over the last decade as illustrated in the figure below. The latest data for the year ending June 2022 showed the highest offence count recorded in a 12-month period, up 21% compared to the year ending March 2020. The number of sexual offences recorded was lower during periods of national lockdowns, but substantial increases have occurred since April 2021 (ONS, 2022).

Sexual offences are historically associated with non-reporting. CSEW estimates indicate that, prior to the pandemic, fewer than one in six victims of rape or assault by penetration reported the crime to the police. Increases in reporting and recording of sexual offences is likely to have played a significant role in the increases observed. Key factors which will have played a role includes; high profile incidents such as the Jimmy Saville scandal and the MeToo movement, media coverage, campaigns on people's willingness to report incidents to the police and reports highlighting issues in police recording practices (ONS, 2022). Whilst increased reporting and improved recording are key factors, it is not known the extent to which real terms increases in the number of victims may form a part of this trend.

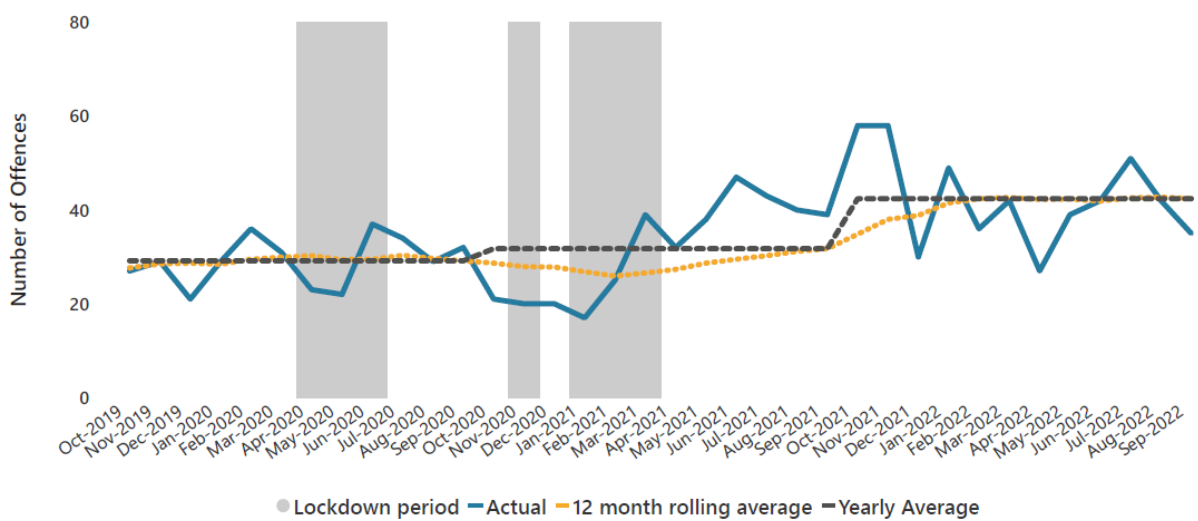
Figure 47: Police recorded sexual offences. Source: ONS



Local data is presented in the next section. The latest inspection report for Cambridgeshire Constabulary, published in June 2022, noted that the constabulary records almost all sexual offences correctly, but reports of rape are not always recorded correctly (HMICFRS, 2022) This should be borne in mind when interpreting local data on rape offences.

The total count data for all sexual offences recorded in Cambridge City (see figure below) shows a similar pattern to the national data, with lower levels seen during periods of national lockdowns and increases recorded as the final lockdown ended in March 2021. The total offence count for Cambridge City in the year ending September 2022 was 509, up 52% on the 335 sexual offences recorded in the year ending September 2019 (pre-pandemic). The time lag between when an offence occurs and when it is reported is a key factor for sexual offences. More detailed analysis, including victim’s data, would be required to understand the patterns observed in police recorded sexual offences.

Figure 48: Police recorded sexual offences in Cambridge City, October 2019 – September 2022



Rape accounted for 28% of sexual offences recorded in Cambridge City in the year ending September 2022, slightly below the proportion for Cambridgeshire and Peterborough as a whole (32%). This marks a reduction in the proportion of sexual offences in Cambridge City which are categorised as rape from 40% in the pre-pandemic year ending September 2019.

The issue of spiking has recently gained national attention following anecdotal reports of increases in incidents, including both drink spiking and spiking via hypodermic needle. The government launched a Home Affairs Select Committee in response to this issue with a report published in April 2022 (House of Commons Home Affairs Committee, 2022). In written evidence to the investigation into spiking the National Police Chief’s Council (NPCC) highlighted challenges for the police in terms of data quality and clear offences (a range of different offences can be recorded depending on the circumstances of the incident). Cambridgeshire Constabulary is monitoring offence figures to feed into the national operation Lester intelligence requirement. The Cambridgeshire Research Group has requested access to this data for inclusion in future analysis. Night-time economy venues are

known as hotspot locations for spiking incidents and as such this is an issue of note for Cambridge City.

5.9.1. What are the CSP doing about sexual offences?

In October 2021, the Office of the Police and Crime Commissioner was successful in securing £471,314.00 from the Home Office “Safer Streets Fund” Round Three. The fund aimed to make public spaces safer with projects to help women and girls feel safer on our streets. Project work in Cambridge included:

- During December 2021, Operation Armour targeted individuals displaying predatory behaviour to undertake an early intervention with these individuals. This was to ensure the public were safeguarded and sexual offences were prevented from being committed. Longer term, there is an efficient process in place where individuals who are stopped due to displaying this type of behaviour, are reviewed by the Police, and further safeguarding action taken if required
- Bespoke training in spotting predatory behaviour delivered to Taxi Marshalls, CCTV operators, and Security Industry Authority (SIA) qualified door staff.
- Development of a detailed and comprehensive media campaign plan
- Rape Crisis Centre benefitted from some of the funds to provide education to school children on domestic abuse and coercive controlling behaviour.

Although most of the work undertaken as part of Safer Streets 3 has now concluded, one of the project’s aims was the design and implementation of a professional large scale media campaign. The first of 4 campaigns went live at the end of September 2022. The campaign is educational looking to highlight behaviours that are abusive and misogynistic. A full press release was undertaken along with a social media launch using influences on platforms such as Instagram and TikTok and physical advertising such as posters. The second campaign will be aimed at encouraging people to safely challenge harassment and misogynistic behaviour when they see it. The aim is to have this campaign live before the festive period.

Links: Know Violence **Home page** <https://knowviolence.org/>

This Safer Streets 3 project will be complemented by the Proceeds of Crime Act (POCA) funded CSP work in Cambridge (September 2022-April 2023)

Led by Cambridge Business Against Crime (CAMBAC), the objective of the POCA funding is to reduce alcohol related crime and disorder in Cambridge, which will be achieved with the following initiatives:

- (1) Accreditation for hospitality premises and partners

- Aiming to use a national accreditation model called “Best Bar None” together with a range of tool kits and schemes to facilitate a higher standard of harm prevention and safeguarding of customers,

(2) To standardise safeguarding and prevention training for night-time and hospitality economy

- Establishing a continuous and sustainable provision of training for business partners. We will embed annual training to ensure businesses, employees and contractors can provide safeguarding and prevention to the public which follows best practice and is relevant to local risks and issues.

(3) A City and Town pledge using best practice from the City of Nottingham.

- The pledge will outline clear actions and commitments that venues can take to ensure the safety of woman and girls.

The work will be carried out in 3 Phases and will involve a cross section of the community with representatives such as from the Police, City Council Licensing, CAMBAC, Cambridge BID, also Students Unions, Colleges, Women’s groups, LGBTQ+, and minority ethnic organisations.

6. Community Harm

6.1. Key Findings

Anti-Social Behaviour (ASB): The level of police recorded ASB is down notably in Cambridge City with the average monthly incidents just under a third lower in the latest year when compared to the pre-pandemic year ending September 2019. The Cambridge City Council ASB Team note a contrasting pattern with an increase in cases recorded during the pandemic being sustained.

Substance Misuse: Police recorded drug offences have stabilised in the latest year following fluctuations during national lockdown periods. Needle find data shows a reduction in Cambridge since October 2019.

Fire: The number of fires (including the subset of deliberate fires) has increased in the year ending September 2022 to above the level seen in Cambridge City prior to the pandemic. Levels of fires were suppressed during the previous two years, likely linked to pandemic restrictions on movement.

Hate Crime: Local police recorded crime data shows that levels of hate crime in Cambridge City do not reflect national patterns of increase. Levels in the latest year (ending September 2022) were relatively stable in Cambridge City.

Public Order: Monthly public order offence counts in the year ending September have stabilised at a level above that seen in the pre-pandemic year ending September 2019. Geographical analysis showed the main hotspot for public order offences to be in the central retail/night-time economy area of Cambridge City. There was a similar proportional breakdown in public order offences by ward as seen for total crime.

Reoffending: There remains a data gap (both nationally and locally) regarding reoffending. As such the CSP needs to consider what insights can be drawn from probation services locally as to levels of offending and the concerns regarding offenders in the local area.

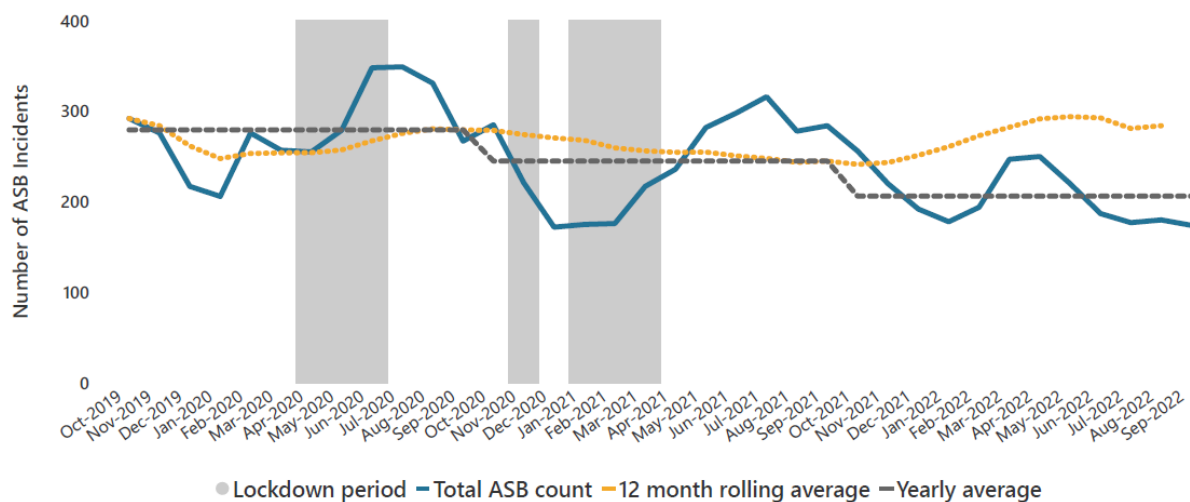
6.2. Anti-Social Behaviour (ASB)

The most recent ONS report (2022) states there were 1.2 million police recorded ASB incidents in England and Wales in the year ending June 2022; down from 1.8 million incidents the year before; a 35% decrease. According to ONS, the spike in 2021 was attributed to reports of those breaching Covid-19 related restrictions, which was commonly recorded by police as ASB incidents. However, the number has also decreased compared to the year ending March 2020, which saw 1.4 million incidents; a decrease of 16%.

6.2.1. Police recorded ASB

Locally, levels of police recorded ASB appear to have been impacted by the Covid-19 pandemic. During the first lockdown levels of ASB increased, in line with national figures and likely similarly linked to reports of lockdown restriction breaches which were recorded as ASB. The same pattern was not seen for the second two lockdowns where figures instead decreased. There was an increase in levels of ASB as the final national restrictions were lifted, however, incidents then decreased notably between July 2021 and January 2022. The average number of monthly ASB incidents for Cambridge City in the year ending September 2022 was 206, 31% below the pre-pandemic year ending September 2019 (300 incidents per month). The rate of ASB incidents per 1,000 population in Cambridge City was 17.0 in the year ending September 2022, in line with the national rate of 17.9.

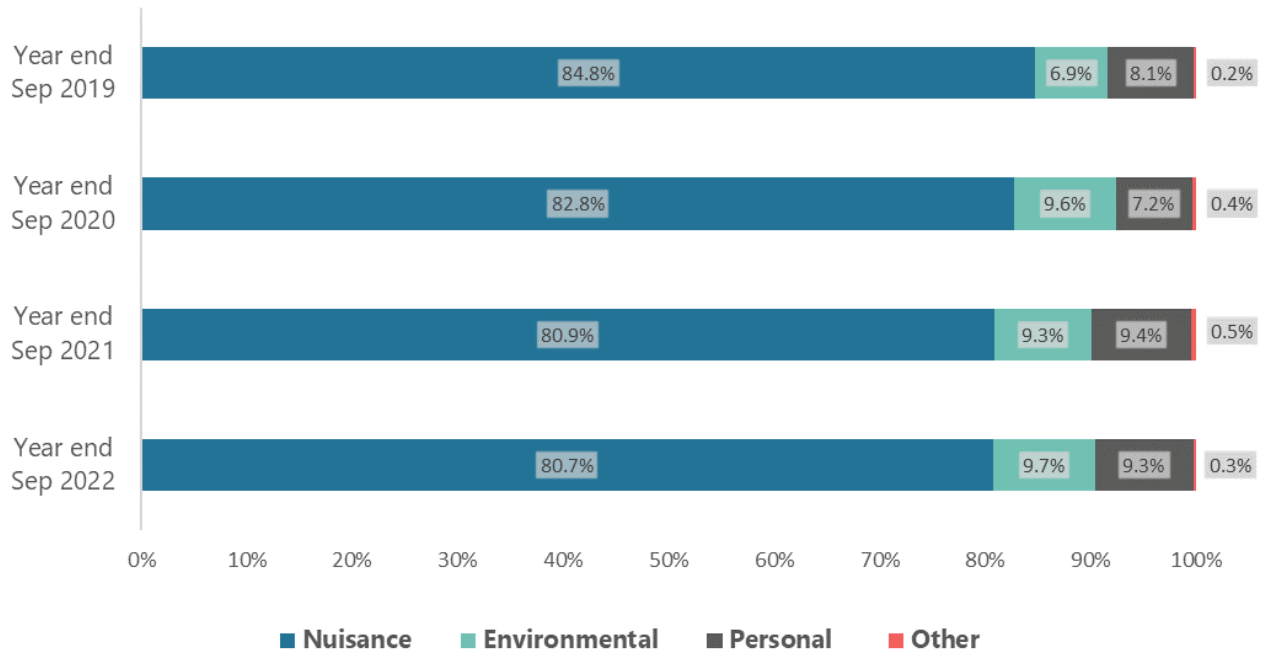
Figure 49: Police recorded ASB incidents in Cambridge City, October 2019 - September 2022



Nuisance, which refers to incidents which impact on the local community in general, account for the majority of ASB recorded in Cambridge. There has been a slight reduction in the proportion of nuisance incidents over the past 4 years (see figure below), with a small increase in the proportion of both environmental and personal ASB. The vast majority of personal ASB incidents in the year ending September

2022 were categorised as either ‘no risk’ or ‘standard risk’ (93%). 7% of incidents were classified as ‘medium risk’ and there were no incidents recorded as ‘high risk’ in the last year.

Figure 50: Police recorded ASB by incident type, Cambridge City, 2018/19 - 2021/22 (year ending September)



6.2.1.1. Geographical analysis

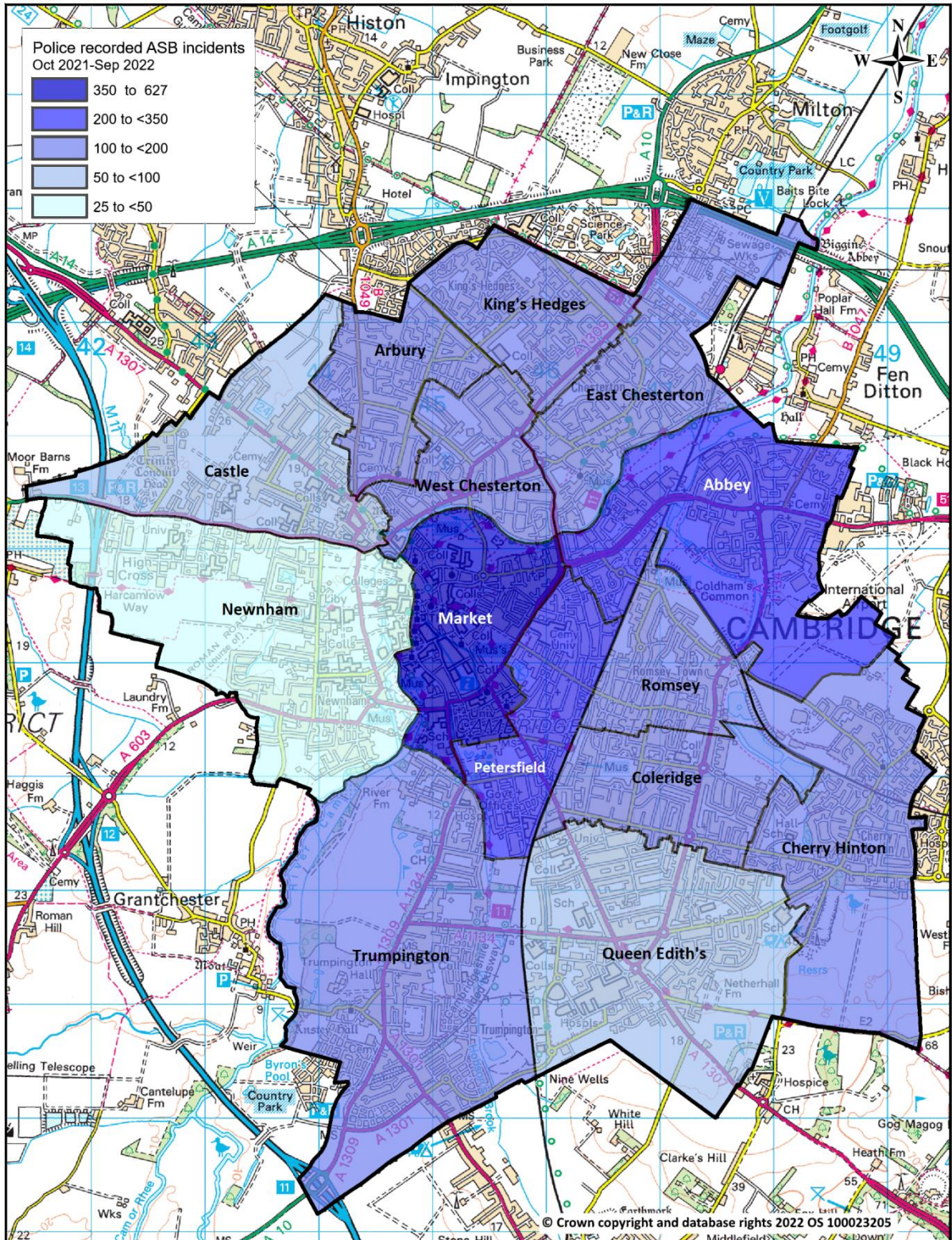
Ward level analysis shows that Market ward accounted for a quarter (25.3%) of all ASB recorded in Cambridge City in the year ending September 2022, up slightly on the previous year (22.4%). This may be linked to the more complete opening of the night-time economy following the end of Covid-19 related restrictions. There was also a slight increase in the proportion of incidents recorded in Cherry Hinton ward, whilst Abbey and East Chesterton saw the biggest year-on-year reductions.

Table 4: Count on ASB incidents by ward, Cambridge City, 2020/21 - 2021/22 (year ending September)

Ward	2020/21 Count	2020/21 Percentage	2021/22 Count	2021/22 Percentage
Abbey	344	11.7%	230	9.3%
Arbury	187	6.4%	190	7.7%
Castle	40	1.4%	64	2.6%
Cherry Hinton	115	3.9%	140	5.7%
Coleridge	150	5.1%	118	4.8%
East Chesterton	232	7.9%	157	6.3%
King's Hedges	220	7.5%	186	7.5%
Market	660	22.4%	627	25.3%
Newnham	57	1.9%	36	1.5%
Petersfield	307	10.4%	239	9.7%
Queen Edith's	110	3.7%	89	3.6%
Romsey	142	4.8%	131	5.3%
Trumpington	204	6.9%	139	5.6%
West Chesterton	172	5.9%	129	5.2%
Total	2940	100.0%	2475	100.0%

The map overleaf displays the count of incidents by ward for the year ending September 2022. This highlights that wards with the highest levels of ASB are in the centre of the City and to the east (Abbey ward).

Figure 51: Police recorded ASB in Cambridge City by Ward for the period October 2021 to September 2022

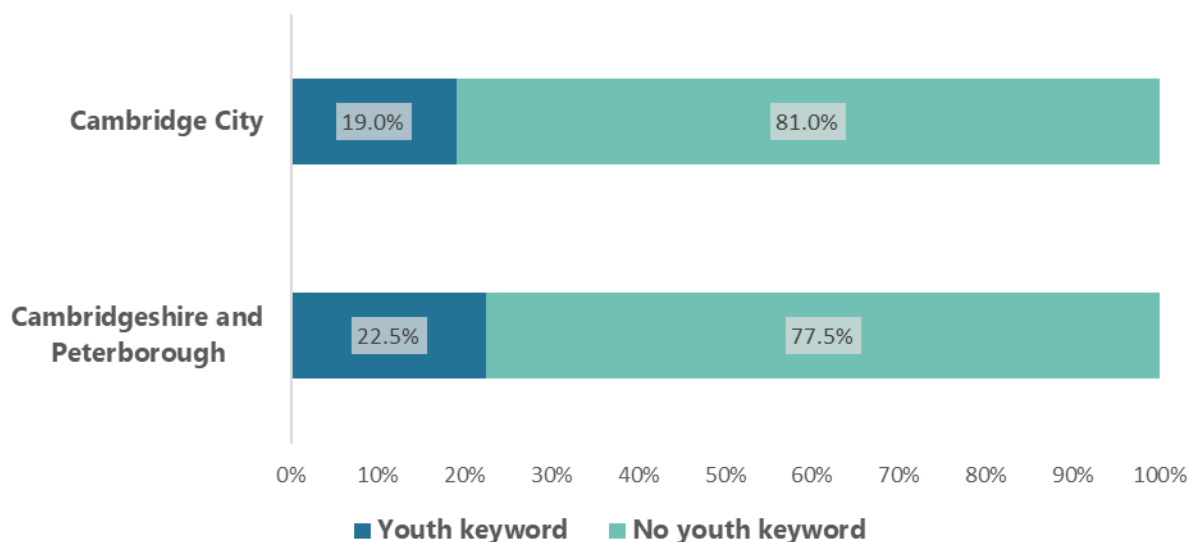


6.2.2. ASB involving young people

Youth-related ASB has been analysed by applying a keyword search to the incident description field to identify incidents that are likely to be youth-related. It should be noted that this is not a perfect measure, it may include some incidents where young people were present or victims but the incident itself was not youth related. Despite this limitation it represents the best available indicator of police recorded youth related ASB.

As highlighted in the figure below, just under a fifth (19%) of ASB recorded in Cambridge in the year ending September 2022 had a youth related keyword. This is slightly below the proportion for Cambridgeshire and Peterborough as a whole (22.5%). This proportion has remained fairly stable over time, just 1% up on the pre-pandemic year ending September 2019.

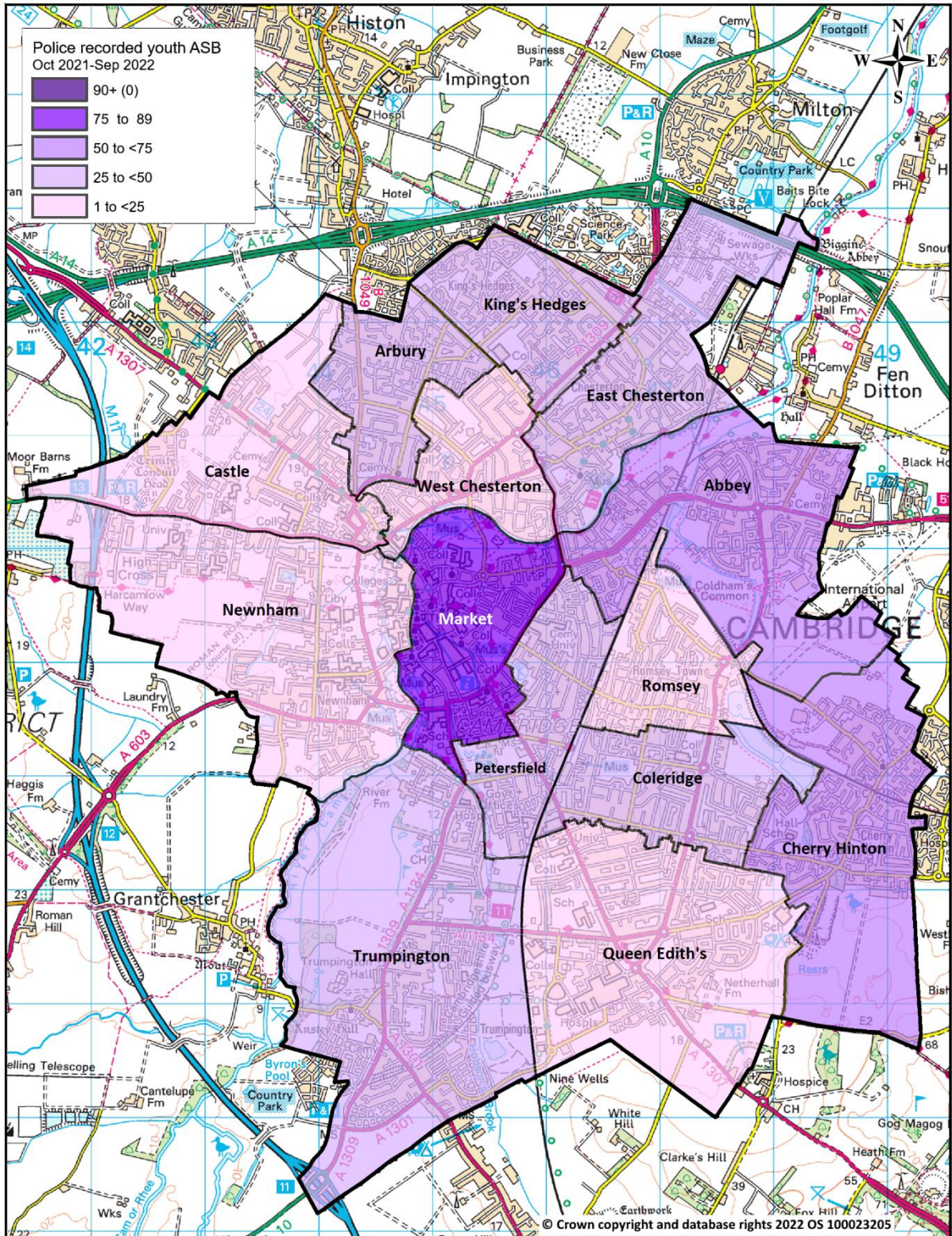
Figure 52: Proportion of ASB incidents between October 2021 and September 2022 which contain a youth related keyword



Monthly count data for youth ASB shows that it has followed a similar trend to overall ASB in Cambridge City in the past year.

Geographical analysis for the year ending September 2022 shows that Market ward accounts for the highest proportion of youth ASB (see map overleaf) at 18.9%, below the proportion accounted for by Market when looking at all ASB (25.3%). Abbey ward accounts for the second highest proportion of youth ASB at 11.9%. Cherry Hinton accounts for a higher proportion of youth related ASB (11%), compared to overall ASB (5.7%). This has increased from 4.7% of all youth ASB occurring in Cherry Hinton in the year ending September 2021.

Figure 53: Police recorded youth ASB in Cambridge City by Ward for the period October 2021 to September 2022

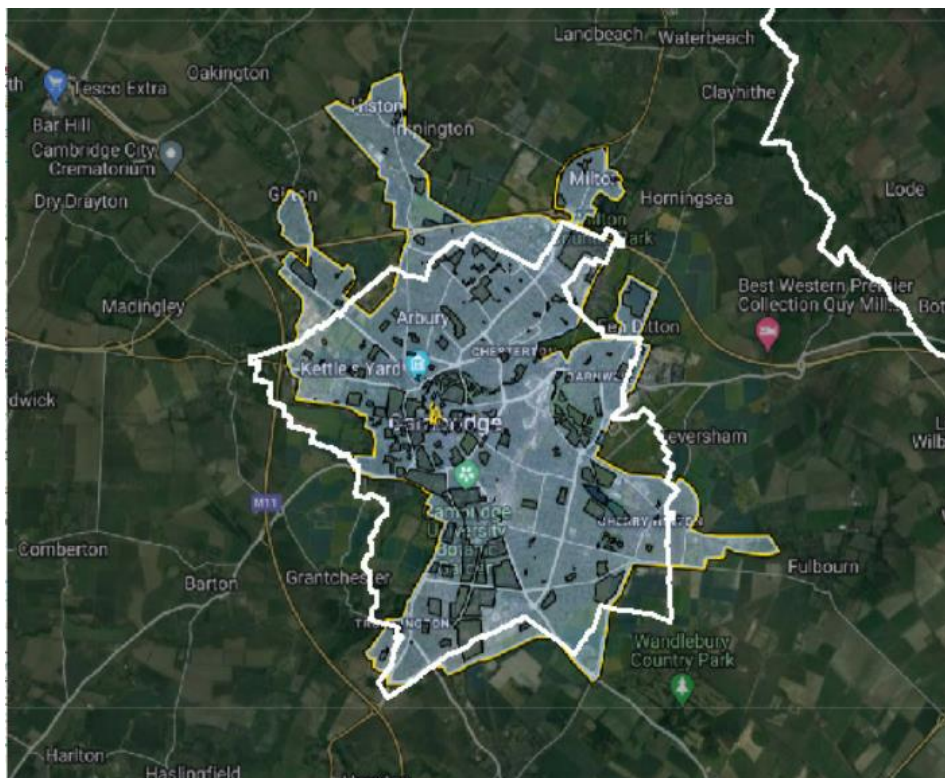


6.2.3. E-scooters

The law in relation to electric scooters (e-scooters) currently forbids scooters being ridden on a road or public footpath. The only exception to this is specific e-scooter trials. Cambridgeshire and Peterborough Combined Authority launched the Voi E-Scooter Trial in Cambridge City and Peterborough in October 2020, initially a 12-month trial. The trial has since been repeatedly extended with the latest extension in place until May 2024.

The below map shows the borders of the trial area in along with the Cambridge City border.

Figure 54: Map E-scooter trial area (Voi, 2021)



Map data ©2022 Imagery ©2022 TerraMetrics
©Crown copyright and database rights 2022 OS 100023205
Note: the alignment between district borders and trial borders is limited by picture quality and the use of different mapping software.

A keyword search was completed on the comments field of police-recorded ASB incidents to examine to extent of ASB issues relating to e-scooters in Cambridge City. There were 34 incidents which mentioned e-scooters in the year ending September 2022, up from the previous year (26 incidents) and the year ending September 2020 (10 incidents). Scanning has been completed on the incident summary field for the 2021/22 incidents which mention e-scooters to better

understand the problems. A number of incidents did reference the anti-social riding of e-scooters including on pavements, residential areas, parks and shops. There was also a notable number of incidents where the e-scooter was not the primary cause of the report but rather the means of transport being used by those reportedly involved in the ASB. There were a large number of these incidents referring to young people. **The CSP should continue to monitor e-scooter related incidents as part of wider ASB scanning.**

6.2.4. ASB reported to Cambridge City Council

The number of reports made to the Cambridge City Council Anti-Social Behaviour (ASB) Team during the Covid-19 pandemic increased significantly and has remained at a higher level in the latest data period. In previous strategic assessments there were questions around what the long-term impact of Covid-19 might be on the number of reports made to the Council, the data indicates a sustained increase in ASB reporting.

There has been an increase in reports received about anti-social behaviour involving young people across the city since the pandemic. As a result, a Peer Group and Places meeting has been developed, further information about this is included earlier in this report under Contextual Safeguarding.

There are increasing numbers of reports about nuisance caused by street drinkers as outlined in the case study below. The City Council has recruited a Street Support Worker. This officer will work in identified areas where there is problematic rough sleeping in high footfall areas; often linked to begging and drug related. The Street Support post will assertively engage with this cohort, find out why they are rough sleeping and why they are not taking advantage of the options that have been offered to them. They will also gather the necessary intel and evidence for partners to consider the most appropriate course of action.

The case studies below demonstrate the breadth and complex nature of issues that are being dealt with by partnership working on a day-to-day basis led by the Community Safety ASB Team at the City Council and which give an outline of the problems being experienced by residents.

ASB Case Study 1

In November 2021, the ASB team successfully obtained injunction orders against several individuals involved in street-based ASB. One of the individuals started, almost immediately, repeatedly breaching the order. There was a significant impact on the community where the breaches were taking place. The ASB team therefore gathered witness statements and evidence of the breaches and applied to the court for committal proceedings. Due to delays with the Courts, it took 11 months for the individual to be sentenced. In this time, to prevent further impact on the community,

the team obtained an interim variation of the injunction order to exclude the perpetrator from the area they were causing problems. Whilst this reassured the victims, they were still required to attend further court hearings, which are often emotional processes.

In this case we had a successful outcome for all parties. The perpetrator was excluded from the area they were causing problems, and this also encouraged them to engage with the support they needed to manage their behaviour. They are now in supported accommodation and doing well. The witnesses were satisfied with the outcome because the exclusion order resolved the ASB, and they were pleased it led to the individual engaging with support. However, managing the expectations of the witnesses through such a long legal process can be challenging particularly when it often appears the court are supporting the perpetrator more than the victim. Where people are victims of crime, they are able to receive support from the Cambridgeshire Victim and Witness Hub, but this formal offer of support is not in place for victims of ASB. The only support they receive is of that provided by ASB officers dealing with the case. This can have an impact on the witness's willingness to support the council taking action as the public have the perception that there are quick solutions to dealing with ASB, but as this case demonstrates, where other preventative measures are not successful in addressing the ASB, the legal measures needed take time to be put in place.

ASB Case Study 2

Cambridge City Council received complaints from several households relating to a property in an otherwise quiet area. There were a variety of complaints including the tenant shouting abuse at other residents and visitors to the area, loud music, shouting and screaming coming from the property, fly tipping and leaving human food out for feral cats (which also attracted vermin).

Initially the complaints of noise and food being left were being investigated by the area Housing Officer and then the Environmental Health teams within the council. However, when the situation became more serious and started to impact the wider community the Anti-Social Behaviour Team (ASB) lead on the case.

Due to the tenant's behaviour, the other residents reported that they were concerned for the wellbeing and health of the tenant and wanted them to get some help and support. However, they had then become more directly affected by the behaviour and did not know how to get it to stop.

The tenant did not engage with staff or support services in a meaningful way and ignored all advice to cease the behaviour. The case was then progressed to the courts. This action was felt to be appropriate as the ASB team has an obligation to support all members of the community. Once the case was presented at court the judge agreed and granted the council an Injunction Order to prevent the tenant from

repeating these behaviours. It is also hoped that the tenant may engage with support services in a more meaningful way.

ASB Case Study 3

The Community Safety Team were made aware of an issue where young people had been gathering outside of a shop and surrounding stairwells in the middle of a housing estate. The groups were quite big in numbers and residents were reporting that they were shouting, swearing, arguing, and leaving litter. Concerns were also raised about drug and alcohol misuse and possible drug dealing.

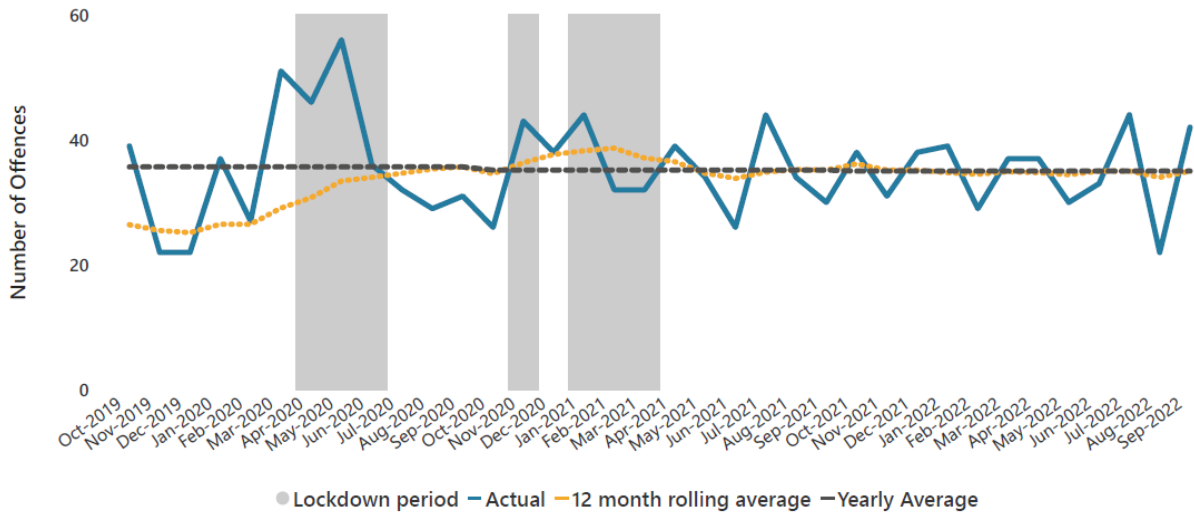
Officers from the Community Safety team undertook letter drops and walkabouts in the area to ascertain the level and types of nuisance. We installed Redeployable CCTV in the area and worked with colleagues in the police, education, and other support agencies to identify those responsible. When individuals were identified the team ensured that steps were taken to safeguard young people where appropriate, working with a contextual safeguarding approach. For example, the team worked with trading standards to set up some test purchasing in the area. The team also worked with colleagues to look at the physical structure of the area and what steps could be taken to design out crime and anti-social behaviour.

A lot of work took place in early summer 2022 and the case was referred to the Peer Group and Places Meeting. The team were pleased that the level of complaints over the summer months, when they may have expected them to be higher, had reduced. The team think that this happened because of successful multi-agency partnership approach

6.3. Substance Misuse

Police recorded drug offences in Cambridge City have remained relatively stable since the fluctuations during the three national lockdowns, as shown in the figure below. This data indicator is largely driven by police activity (e.g. intensive work during the national lockdowns) and does not necessarily track the overall level of drug misuse in the area. Therefore, other data sources are also referred to in this section.

Figure 55: Police recorded drug offences in Cambridge City, October 2019 - September 2022



Another local indicator of substance misuse is needle finds recorded by Cambridge City Council. There has been an overall drop in needle finds recorded in Cambridge City since October 2019. However, August- September 2022 saw a peak in both instances and volume. The high volume here can be attributed to one instance of incorrectly disposed insulin needles.

Figure 56: Needle find instances recorded by Cambridge City Council

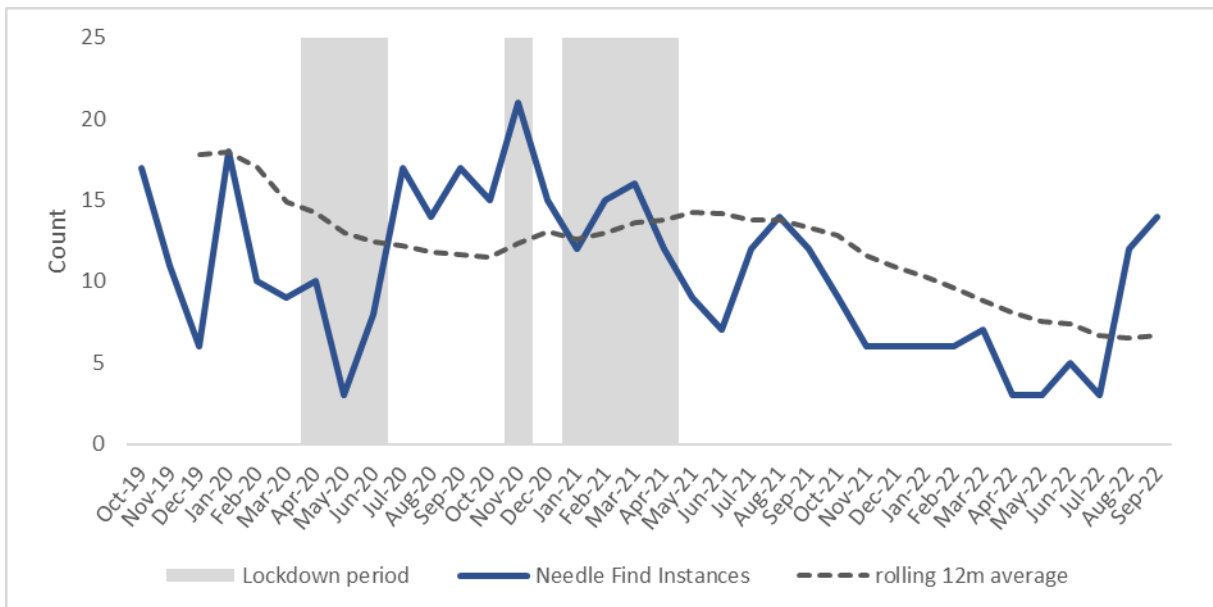
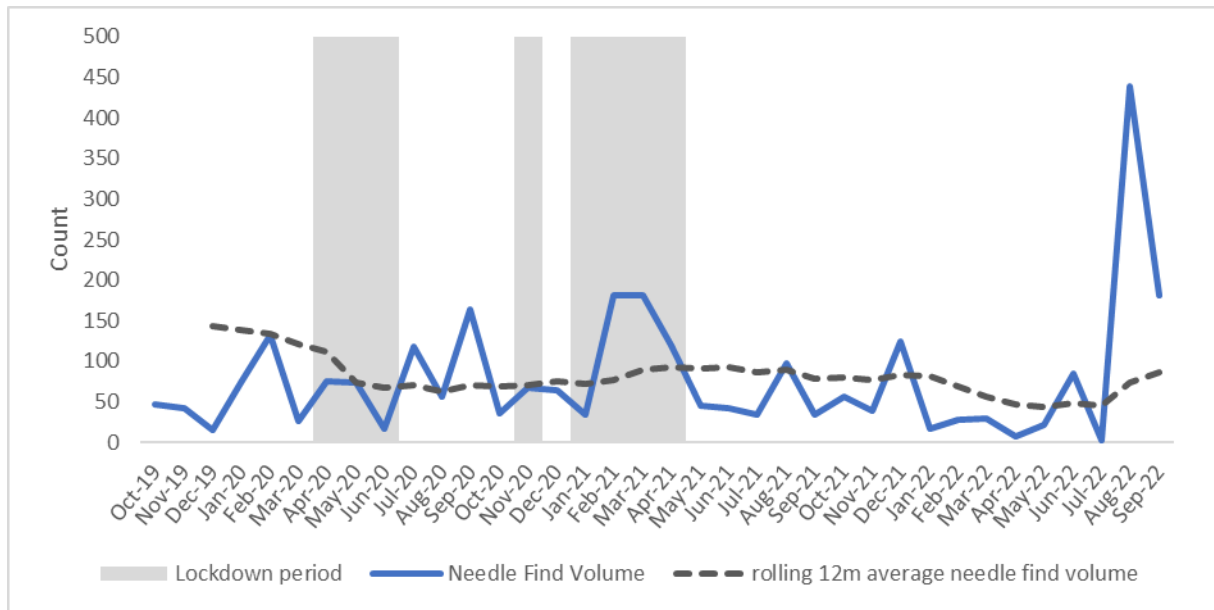


Figure 57: Needle Find Volume recorded by Cambridge City Council

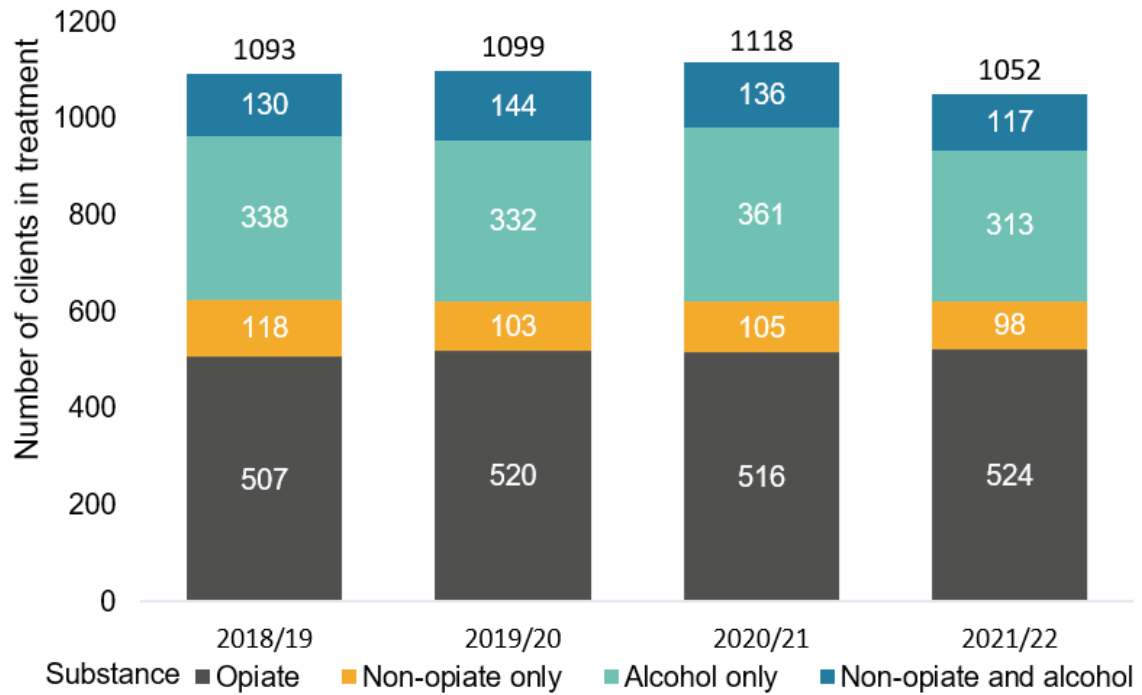
The current provider of substance misuse services (for adults) in Cambridgeshire, Change Grow Live, provide a summary of residents in treatment by their resident district. In 2022 (year ending Sept), the majority of CGL (Change Grow Live) clients in Cambridge City were in treatment for Opiate misuse (50%). A further 30% were in treatment for Alcohol only.

Table 5: Client's residents in Cambridge City and in treatment or successfully completed treatment in the year ending September 2022. This does not reflect the location of the treatment service but the resident's address. (Source: Change Grow Live)

Clients grouped by Substance	Count of Clients	Percentage of total clients in treatment
Opiate	524	50%
Non-opiate only	98	9%
Alcohol only	313	30%
Non-opiate and alcohol	117	11%
Total number of clients in treatment	1052	100%
Successful completions	170	-

Comparing the year ending September 2022 with year ending September 2019, there has been an overall 6% decrease in the total number of clients in treatment.

Figure 58: Clients in treatment in Cambridge City by year (ending Sept) and Substance (Source: CGL)



There is an ongoing strategic needs assessment for drugs and alcohol across Cambridgeshire and Peterborough (due to be published shortly). **This should form a useful evidence based for the CSP going forward and it is advised the drug and alcohol needs assessment is consulted when the CSP plans actions for the next year.**

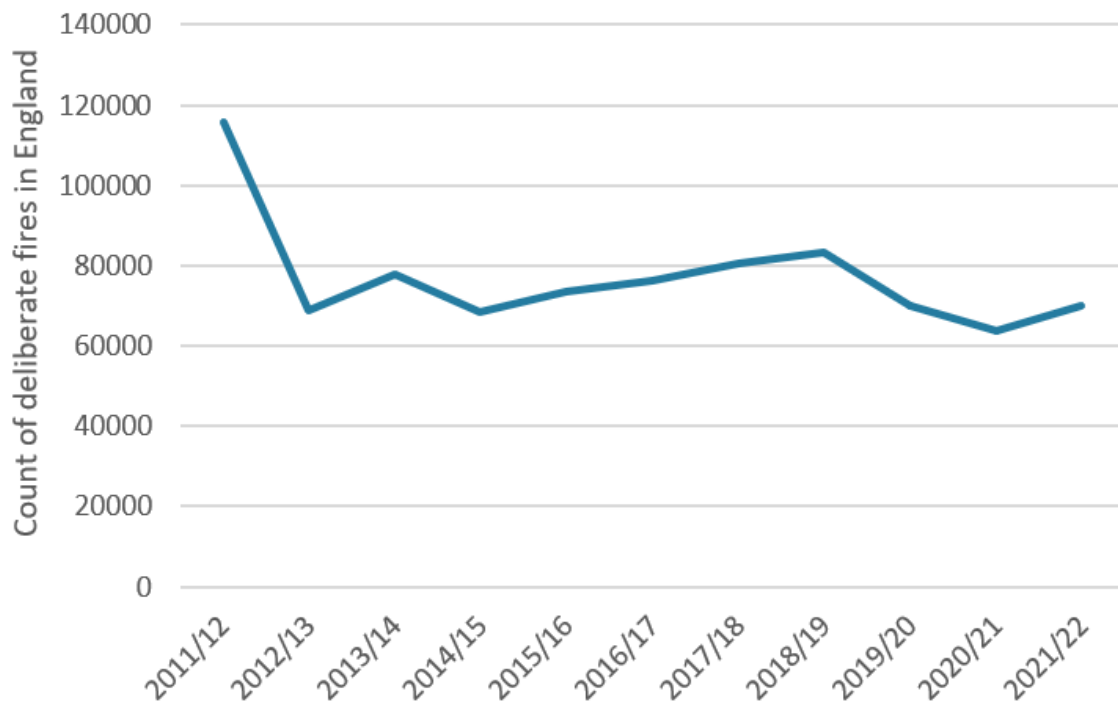
6.4. Fire

The national and local Fire Service data used in this section includes accidental, deliberate and fires where the cause was unknown. This document primarily focuses on deliberate fires as they represent the riskier behaviour

National data from the Fire and Rescue Service (FRS) (reported by year ending March) shows that the total number of fires attended in the 2021/22 was 152,629. This is 1% higher than seen in the previous year. However, total fires are still 16.5% less than before the pandemic in 2019/20 (Home Office, 2022).

The national data has a delay in its release, so the latest data is up to March 2022. Whereas local fire data goes up to the end of September 2022.

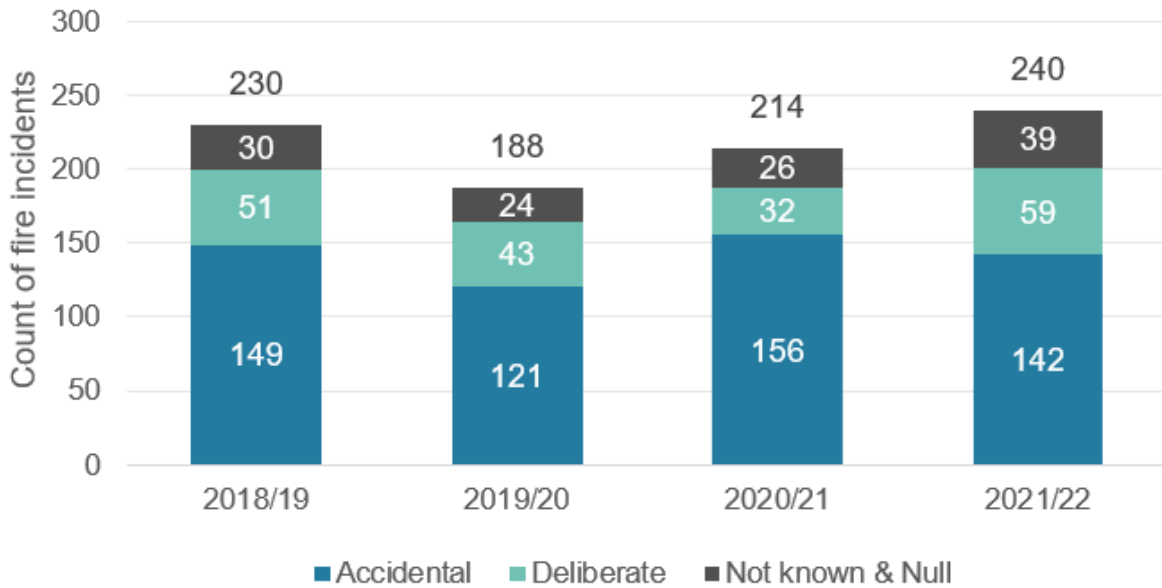
Figure 59: Deliberate fires attended by fire and rescue services in England between 2011 and 2022 (Year ending March)



The national figures for deliberate fires attended have remained relatively stable since 2011/12. Between 2020/21 and 2021/22 the number of deliberate fires attended increased by 10% to 69,782.

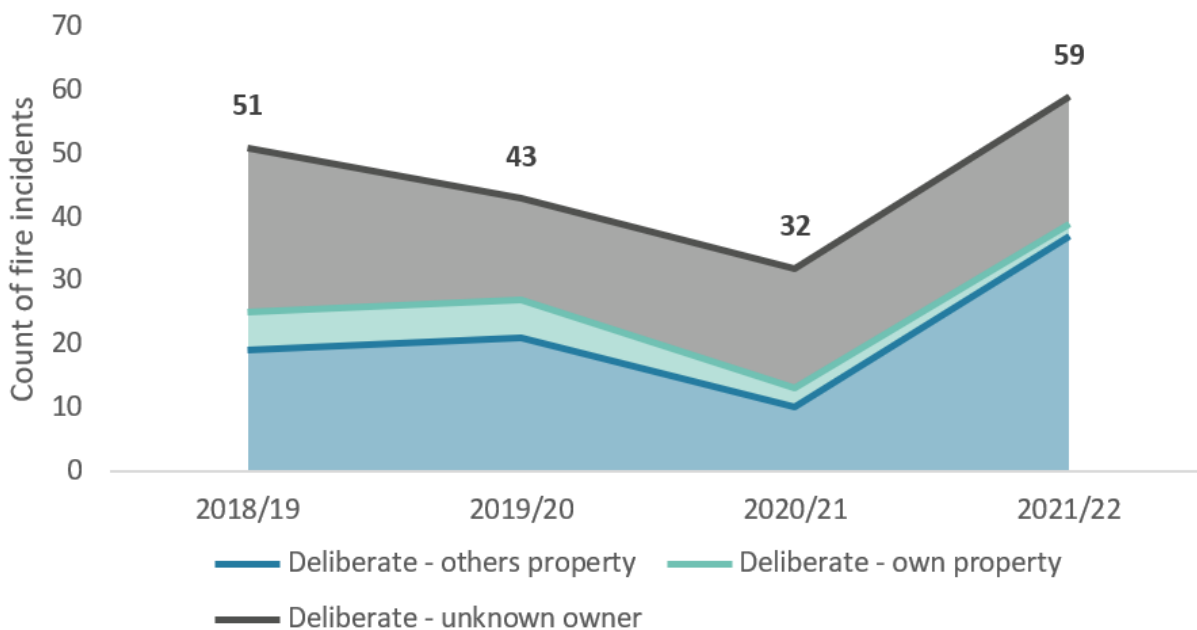
Cambridgeshire Fire and Rescue service recorded 240 fires in Cambridge City between October 2021 and September 2022. This is a 12% increase on 2020/21 figures of 214. Cambridge City accounted for 10.2% of the total fires in Cambridgeshire and Peterborough and 10.5% of deliberate fires in 2021/22.

Figure 60: Count of fires in Cambridge City by cause, 2018-2022 (year ending September)



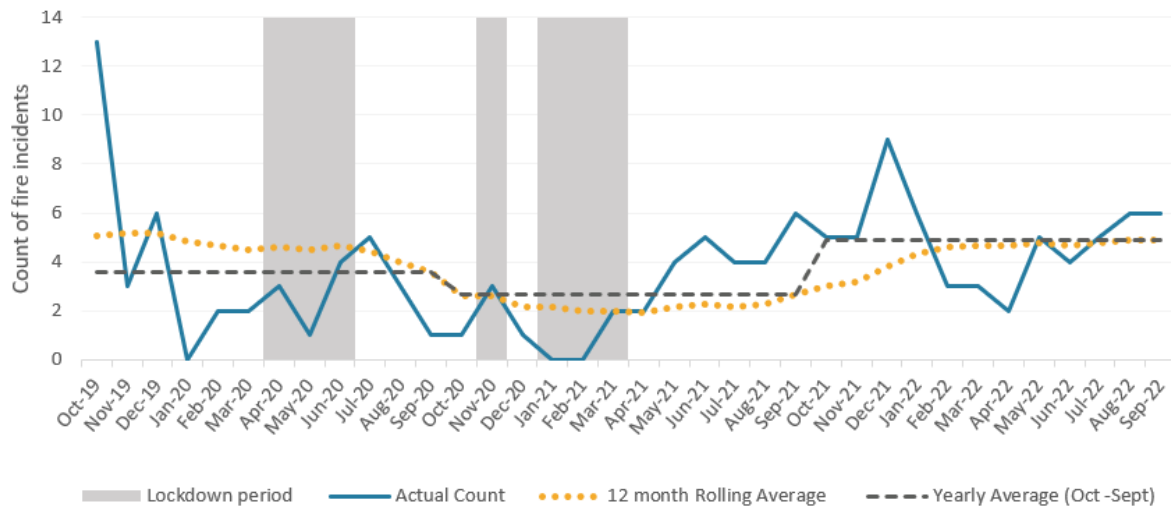
The figure above displays the number of fires in Cambridge City broken down by cause for the past four years. This shows a 16% increase in the number of deliberate fires recorded, from 51 in 2018/19, to 59 incidents in 2021/22. Deliberate fires accounted for 24.6% of all fires in 2021/22 compared to 22.2% in 2018/19.

Figure 61: Breakdown of deliberate fires in Cambridge City, 2018 – 2022 (Year ending September)



As detailed in the figure above, there has been a notable increase in ‘deliberate - others property’ incidents from 10 in 2020/21 to 37 in 2021/22. The largest group of deliberate fires in this category were ‘outdoors’ and ‘road vehicle’ at 25 and 13 respectively. This contrasts with 2020/21 where only 11 were classified as ‘outdoors’, and 7 for ‘road vehicle’. The large increase in these types of fires is most likely due to the lifting of lockdown restrictions where specific fire incident types occurred less frequently (Home Office, 2022). Although in 2021/22, the number of ‘deliberate – others property’ was still notably higher than pre-covid years of 2018/19 and 2019/20

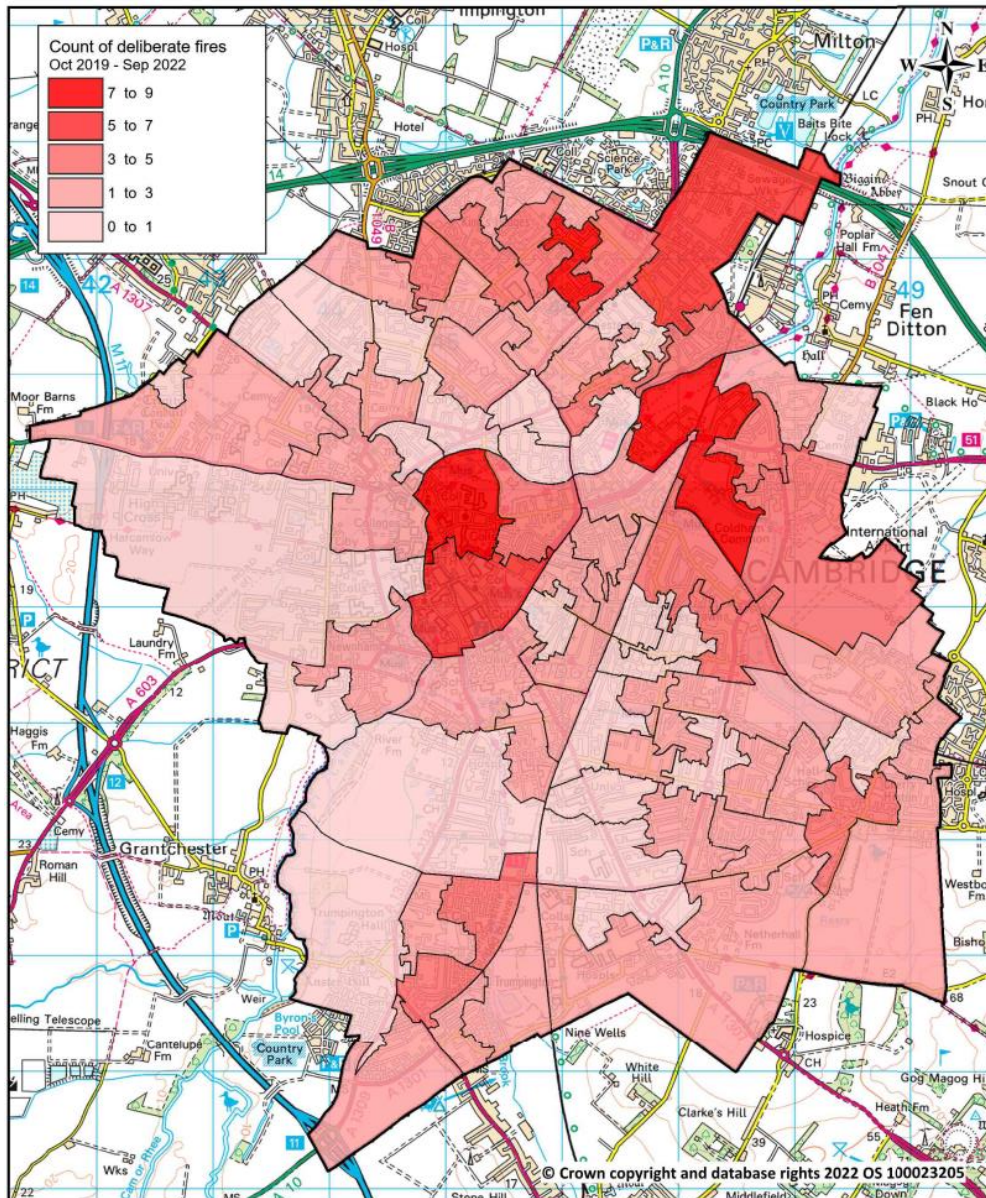
Figure 62: Monthly count of deliberate fires in Cambridge City, October 2019 - September 2022



The monthly count of deliberate fires is displayed in the chart above and shows that, following the third lockdown in 2021 there has been a steady increase in deliberate fires between March and December 2021, peaking at 9 fires in December. This increase was likely linked to the lifting of Covid-19 restrictions which created more opportunities to cause deliberate fires. However, since the beginning of 2022, the number of reported incidents a month has decreased to a range between 2 and 6.

The figure below displays the count of deliberate fires between October 2019 and September 2022 by Cambridge City LSOA. This highlights the highest count of deliberate fires were in northeast Cambridge around King Hedges and Abbey wards, and in central Cambridge around Market ward.

Figure 63: Thematic map of deliberate fires in Cambridge City by LSOA, Oct 2019 to Sept 2022



When comparing the number of deliberate fire incidents in the last 3 years, there has been a large increase in specific Cambridge wards. Abbey ward saw an increase from 5 incidents in 2019/2020 to 14 in 2021/22. 4 were located around Coldham's common with 3 of those 4 fires reported in September 2022. Another hotspot to note is East Chesterton where last year there were 9 deliberate fire incidents compared to 5 in 2019/20. Of those fires, 3 were located in 'Bramble fields local nature reserve' and all were in close proximity.

6.5. Hate Crime

A hate crime is defined as ‘*any criminal offence which is perceived, by the victim or any other person, to be motivated by hostility or prejudice towards someone based on a personal characteristic*’ (Home Office, 2022). The police can apply a hate related marker to any offence where it appears to be motivated by one or more of the five monitored hate characteristics; race or ethnicity, religion or beliefs, disability sexual orientation and transgender identity. Improvements in police crime recording and improvements in the identification of what constitutes a hate crime should be considered in the interpretation of hate crime trend data (Home Office, 2022).

National data highlights a long-term increase in police recorded hate crime. This upward trend is likely to be predominantly driven by improvements in police crime recording. However, it is not possible to accurately quantify this and real terms increases have been seen in relation to events including the EU referendum and terrorist attacks in 2017. National data for the latest year shows a 26% increase in the year ending March 2022 compared to the previous year, the largest year-on-year increase observed since the year ending March 2017. The majority of hate crimes recorded in 2021/22 were racially motivated (70%), in line with previous years. Annual increases were seen for all five strands of hate crime in 2021/22, ranging from a 19% increase in race hate crime (109,843 crimes up from 92,063) to a 56% increase for transgender hate crimes (4,355 crimes up from 2,799). The extent to which these increases relate to improved recording or represent real terms increases is currently unclear and may vary between hate crime strands. The higher increases seen in 2021/22 may also relate to lower levels of crime in the previous year linked to the Covid-19 pandemic (Home Office, 2022).

Table 6: Table of police recorded hate crimes in England and Wales, Source: (Home Office, 2022)

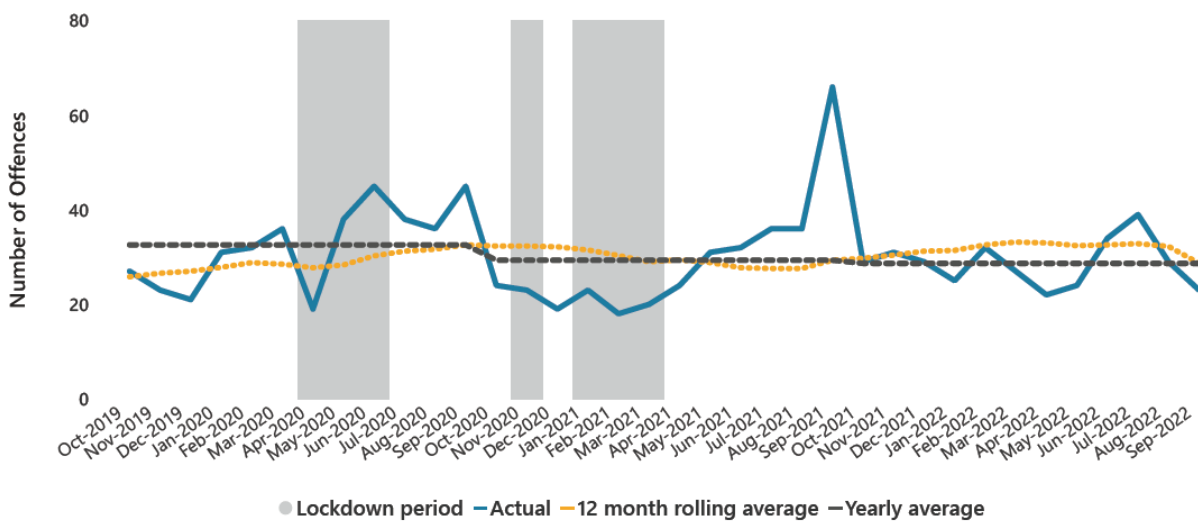
Hate crime strand	2017/18	2018/19	2019/20	2020/21	2021/22	% Change 2020/21 to 2021/22
Race	71,264	78,906	[x]	92,063	109,843	19%
Religion	8,339	8,559	[x]	6,383	8,730	37%
Sexual orientation	11,592	14,472	[x]	18,596	26,152	41%
Disability	7,221	8,250	[x]	9,945	14,242	43%
Transgender	1,703	2,329	[x]	2,799	4,355	56%
Total number of motivating factors	100,119	112,516	[x]	129,786	163,322	26%
Total number of offences	94,115	106,458	114,421	124,104	155,841	26%

Note: [x] denotes data unavailable

Local police recorded crime data shows that levels of hate crime in Cambridge City do not reflect national patterns with levels in the latest year (ending September 2022)

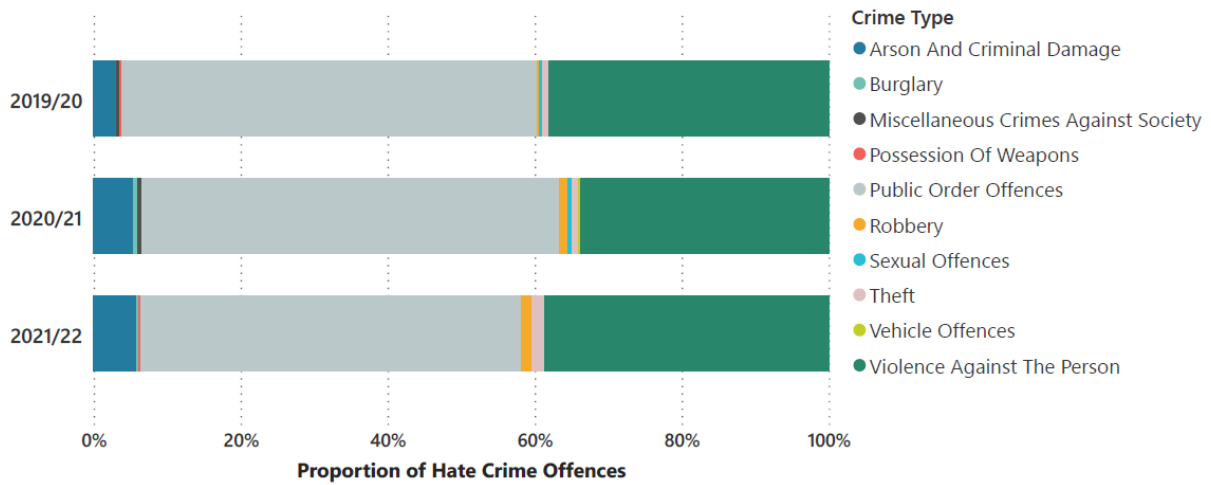
relatively stable. September 2021 saw a significant spike of hate crimes which related to a specific spree of criminal acts affecting the Chinese community. Further details relating to this series are outlined in the strategic assessment for 2020/21. Comparing the annual offence count for the year ending September 2022 with the pre-pandemic year ending September 2019 shows a 12% increase from 307 to 344 offences. There was a slight spike in hate crimes in July 2022 (39 offences), analysis of these offences did not indicate any linked series. This spike may be linked to seasonal patterns where crime is more likely to occur during periods of favourable weather.

Figure 64: Police recorded hate crimes in Cambridge City, October 2019 - September 2022



The figure below shows the offence type breakdown for all hate crimes recorded in Cambridge City in the last three years. The majority of hate crimes are public order offences or violence against the person. The breakdown has remained relatively stable over time with just a slight decrease in public order offences in the year ending September 2022 compared to the previous two years. The level of arson and criminal damage offences is slightly up in the last two years compared to the year ending September 2020. Variation in crime type breakdown in recent years may be linked to the differing degrees of impact that lockdown restrictions had on different crime types.

Figure 65: Proportion of offence types for all Hate Crimes, Cambridge City, October 2019 - September 2022

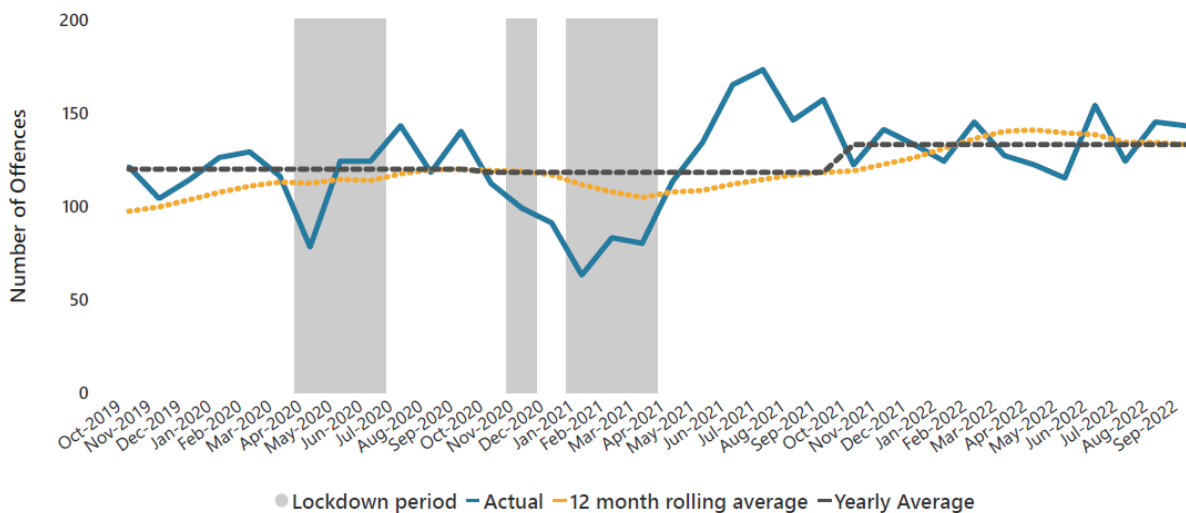


6.6. Public Order

Public order offences refer to incidents of violence and/or intimidation committed by individuals or groups in public. One of the offence sub-types is ‘Racially or religiously aggravated harassment, alarm or distress’ and as such there is a notable cross over with hate crimes.

Public order offences in Cambridge City reduced notably at the start of the first and third national lockdowns. Since restrictions eased in April 2021, offence levels increased before peaking in July 2021 with 173 offences. Monthly counts in the year ending September have stabilised at a level above that seen in the pre-pandemic year ending September 2019.

Figure 66: Police recorded public order offences in Cambridge City, October 2019 – September 2022



Geographical analysis showed the main hotspot for public order offences to be in the central retail/night-time economy area of the city. There was a similar proportional breakdown in public order offences by ward as seen for total crime.

6.1. Reoffending

The statutory responsibilities of Community Safety partnerships include reduction of reoffending in their area. Membership of CSPs should include the relevant agencies regarding reoffending (e.g. probation).

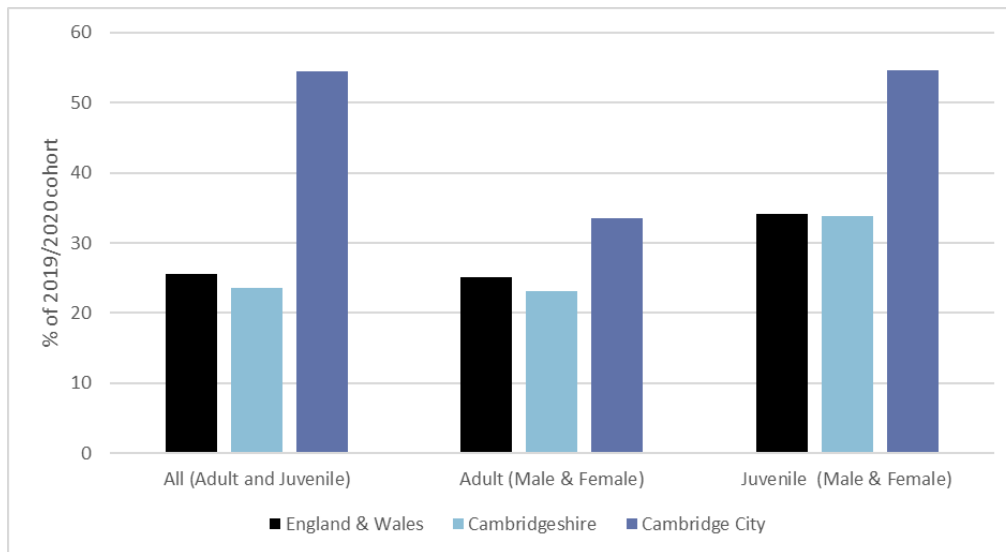
There is limited local data available on offenders and reoffending, however a Victim Offender and Suspects Needs Assessments (Commissioned by the OPCC) was published by Cambridgeshire Research Group in October 2020. This needs assessment aimed to provide an overview and profile of the available data relating to Victims, Offenders and Suspects in Cambridgeshire and Peterborough.

Analysis of the Adult BeNCH CRC cohort (2020) highlighted the following in terms of reoffending:

- Across Cambridgeshire and Peterborough, the most common re-offence was Violence.
- Finance and Accommodation needs were particularly prevalent among re-offenders residing in Cambridge City with 57% of the cohort having a finance need and 45% having an accommodation need.
- Re-offenders who have No Fixed Abode are the most likely to re-offend 5 times or more with 65% having 5 or more re-offences compared to 38% in Cambridgeshire and 42% in Peterborough

Proven reoffending statistics are published by the Ministry of Justice on a quarterly basis, with some indicators published to Local Authority District level. The latest statistics published related to the October to December 2020 offender cohort. The coronavirus pandemic has generated a lot of volatility in reoffending figures due to the impact of court closures and delays, including the most recently published statistics (published October 2022). For this reason, the proven reoffending statistics prior to pandemic disruption for Cambridge City (April 2019 -March 2020) are outlined in the figure below. The geography here relates to the most recent known address recorded for each offender.

Figure 67: Proportion of offenders who reoffend (%) April 2019 to March 2020 cohort



In Cambridge City there was a total of 206 adult reoffenders and 18 juvenile reoffenders in the April 2019 to March 2020 cohort analysed for these statistics. It is notable that the proportion of offenders who reoffend was higher for Cambridge City compared to Cambridgeshire and England and Wales, most notably for juvenile offenders.

Recommendation: There remains a data gap (both nationally and locally) regarding reoffending. As such the CSP needs to consider what insights can be drawn from probation services locally as to levels of offending and the concerns regarding offenders in the local area.

7. References

Action Fraud, 2022. *NFIB Fraud and Cyber Crime Dashboard*. [Online]

Available at:

<https://colp.maps.arcgis.com/apps/dashboards/0334150e430449cf8ac917e347897d46>
[Accessed 24 November 2022].

Black, D. C., 2020. *Independent Review of Drugs: summary (accessible version)*.

[Online]

Available at: <https://www.gov.uk/government/publications/review-of-drugs-phase-one-report/review-of-drugs-summary#part-one---the-illicit-drugs-market>

Cambridgeshire Insight, 2022. *Census 2021 – first results*. [Online]

Available at: <https://cambridgeshireinsight.org.uk/population/census-2021/first-results/>
[Accessed 24 November 2022].

HMICFRS, 2019. *Fraud: Time to choose - An inspection of the police response to fraud*. [Online]

Available at: <https://www.justiceinspectorates.gov.uk/hmicfrs/publications/an-inspection-of-the-police-response-to-fraud/#:~:text=Fraud%3A%20Time%20to%20choose%20%2D%20An,the%20police%20response%20to%20fraud&text=In%202018%2C%20the%20Home%20Secretary,to%20fraud%2C%20in>

HMICFRS, 2022. *PEEL 2021/22 Police effectiveness, efficiency and legitimacy. An inspection of Cambridgeshire Constabulary..* [Online]

Available at: <https://www.justiceinspectorates.gov.uk/hmicfrs/wp-content/uploads/peel-assessment-2021-22-cambridgeshire.pdf>

HMICFS, 2021. *A review of 'Fraud: a time to choose'*. [Online]

Available at: <https://www.justiceinspectorates.gov.uk/hmicfrs/publication-html/a-review-of-fraud-time-to-choose/>

Home Office, 2021. *Serious Violence Duty: strategic needs assessment guidance*. [Online]

Available at: <https://www.gov.uk/government/publications/serious-violence-duty-strategic-needs-assessments/serious-violence-duty-strategic-needs-assessment-guidance>
[Accessed 2021].

Home Office, 2022. *Fire and rescue incident statistics: England, year ending March 2022*. [Online]

Available at: <https://www.gov.uk/government/statistics/fire-and-rescue-incident-statistics-england-year-ending-june-2022/fire-and-rescue-incident-statistics-england-year-ending-june-2022#fires>

Home Office, 2022. *Hate Crime, England and Wales, 2021 to 2022*. [Online]
Available at: <https://www.gov.uk/government/statistics/hate-crime-england-and-wales-2021-to-2022/hate-crime-england-and-wales-2021-to-2022>

House of Commons Home Affairs Committee, 2022. *Spiking. Ninth Report of Session 2021-22*. [Online]
Available at:
<https://committees.parliament.uk/publications/21969/documents/165662/default/>

National Crime Agency, 2019. *County Lines Drug Supply, Vulnerability and Harm 2018*. [Online]
Available at: <https://www.nationalcrimeagency.gov.uk/who-we-are/publications/257-county-lines-drug-supply-vulnerability-and-harm-2018/file>

National Violence Surveillance Network, 2021. *Violence in England and Wales 2020: An accident and emergency perspective*. [Online]
Available at:
https://www.cardiff.ac.uk/_data/assets/pdf_file/0003/2524845/ViolenceInEnglandandWalesin2020_NVSNCardiffUniversityReport.pdf
[Accessed 16 November 2022].

National Violence Surveillance Network, 2022. *Violence in England and Wales in 2021: An Accident and Emergency Perspective*. [Online]
Available at: https://www.cardiff.ac.uk/_data/assets/pdf_file/0003/2620335/Violence-in-England-and-Wales-in-2021-NVSN-Report-2022.pdf
[Accessed 03 November 2022].

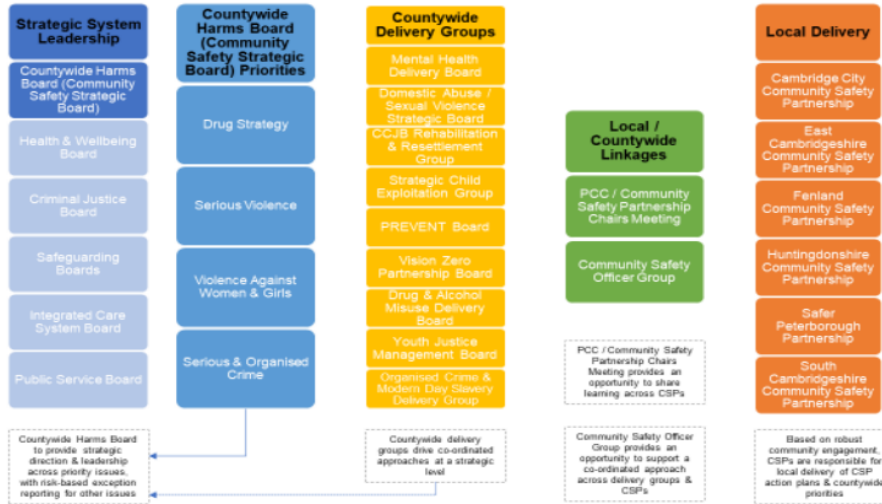
NCA, 2021. *National Strategic Assessment of Serious and Organised Crime*. [Online]
Available at: <https://nationalcrimeagency.gov.uk/who-we-are/publications/533-national-strategic-assessment-of-serious-and-organised-crime-2021/file>

ONS, 2022. *Crime in England and Wales: year ending June 2022*. [Online]
Available at:
<https://www.ons.gov.uk/peoplepopulationandcommunity/crimeandjustice/bulletins/crimeinenglandandwales/yearendingjune2022>
[Accessed 10 November 2022].

ONS, 2022. *Domestic abuse in England and Wales overview: November 2022*. [Online]
Available at:
<https://www.ons.gov.uk/peoplepopulationandcommunity/crimeandjustice/bulletins/domesticabuseinenglandandwalesoverview/november2022>
[Accessed 25/11/2022 11 2022].

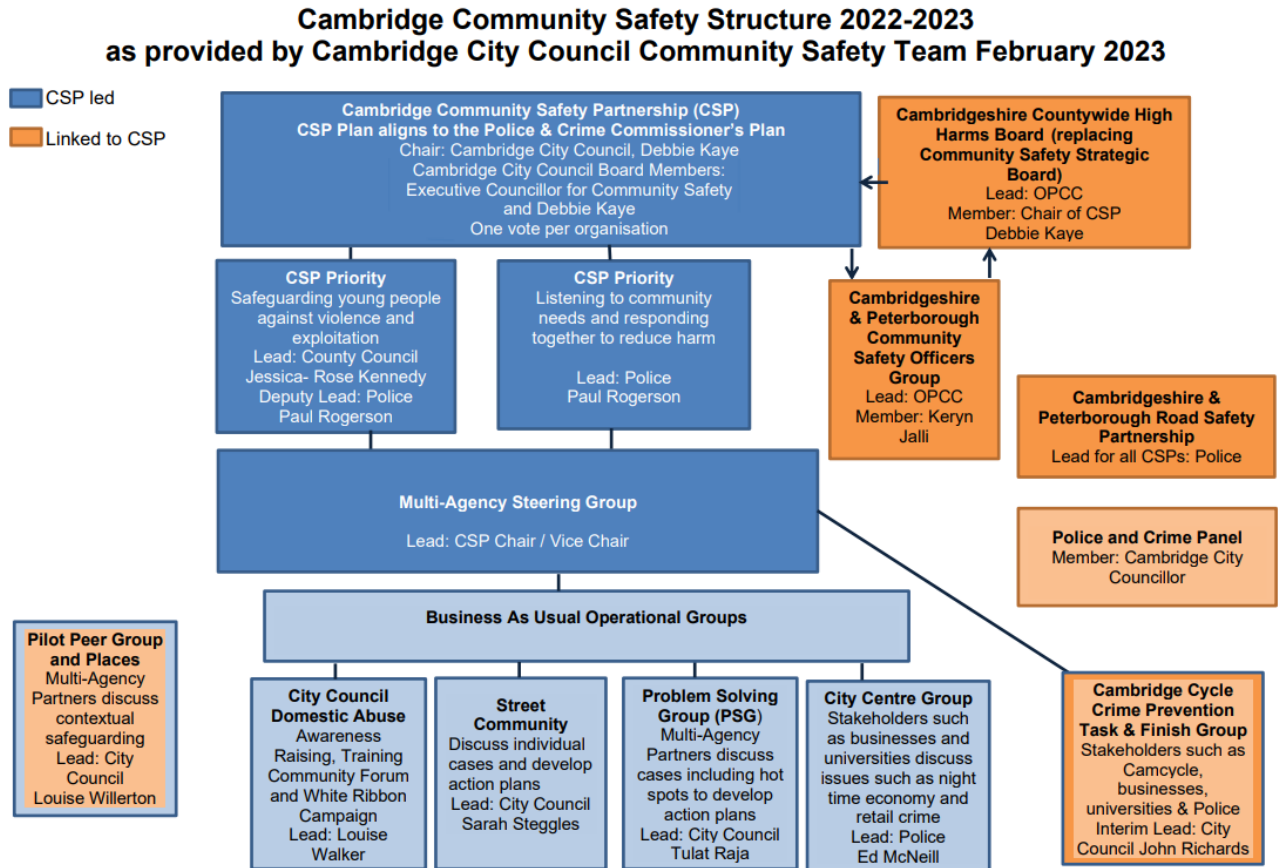
Appendix A: Cambridgeshire & Peterborough Community Safety Countywide Agreement 2022-2025

Cambridgeshire & Peterborough Countywide Agreement 2022 - 25



This agreement is between the relevant Responsible Authorities and CSAs in Cambridgeshire & Peterborough, including: Cambridges City Council, Cambridgeshire County Council, East Cambridgeshire District Council, Fenland District Council, Huntingdonshire District Council, Peterborough City Council, South Cambridgeshire District Council, Cambridgeshire Constabulary, Cambridgeshire & Peterborough Integrated Care System and Fire & Rescue Service, The Probation Service.

Appendix B: Cambridge City Community Safety Structure 2022-2023



Appendix C: The Cambridge City Cycle Crime Prevention Task and Finish Group – summary

The Cambridge Cycle Crime Prevention Task and Finish Group, a multi-agency sub-group of the Cambridge Community Safety Partnership (CSP) continues to deliver a partnership approach to addressing cycle crime in our city. The group consists of local businesses, universities, the voluntary sector as well as statutory agencies and is chaired by Cambridge City Council.

The group has 3 priority areas:

1) **Education – ‘Save Our Cycles’ Campaign**, led by Task Group member Camcycle, encourages the public to record their bike’s frame number with a description, **register their bike on [Bikeregister.com](https://www.bikeregister.com)**, which helps the Police trace and return stolen bikes, and to always lock their bike securely to a fixed object even if it is only being left for a few minutes.

Several events have taken place to raise awareness such as:

- A Road Safety Day of Action on 8 June 2022, led by Vision Zero Partnership and supported by the Police and Crime Commissioner. This event was held across two locations at Newmarket Road, and Sidney Street. The Newmarket Road location was supported by Cambridgeshire County Council Road Safety Education Team, the Victims Trust, Cambridge Speedwatch, and In Car Safety Centre. The Sidney Street location was supported by Cambridge Community Partnership led by Cambridge City Council, Camcycle, Outspoken, Vision Zero Partnership, Cambridge Police and Voi (electric e-bikes and e-scooters). The locations led to a large footfall, enabling the public to engage in conversation, have free bike checks, marking and registering, and to take the free resources available.
- As part of the Festival of Cycling, Camcycle, Cambridge City Council, and Police delivered Cycle Safety Event at Cambridge Station on 22 September 2022, which was hosted by Greater Anglia. People could get their bikes registered, gain knowledge about bike locks, and learn about the work being undertaken to tackle cycle crime. Over the 4-hour event, 65 bikes were marked.

The Cambridge CSP also supported a bid to the Office of the Police and Crime Commissioners Office which was match funded by the City Council for 1000 Save our Cycle leaflets which were distributed to students arriving in the city to help prevent cycle theft. Website: <https://www.camcycle.org.uk/resources/cycletheft/>.

2) **Infrastructure** – There has been an audit of the cycle stands in the city, which has included identifying opportunities for safety and security improvements to strengthen user confidence and prevent cycle related crime. Work has been undertaken at Cambridge and North railway stations which could be used in designing out cycle crime at the proposed Cambridge South station. Cambridge City Council provides best practice guidance to new residential developers, which is being updated in the context of the work being undertaken and developing the new Local Plan.

The City Council is making investments to new CCTV coverage around the city centre, and both Fitzroy and Burleigh streets to increase the ability to detect cycle crime and support with positive policing outcomes. Cambridgeshire Constabulary is also contributing to the CCTV enhancement work, funded by the Proceeds Of Crime Act (POCA) monies. The wider additional benefit of the CCTV improvements will also help tackle anti-social behaviour (ASB) issues in those areas.

3) **Enforcement** - The Police continue their enforcement work and are using theft data combined with the CCTV locations to make sure that they are correctly placed to capture where the cycle theft is more evident. It is important for the public to report any crimes directly to the Police by reporting online using the link <https://www.cambs.police.uk/report/Report-Shared/Report-a-crime> or by calling 101, so that this is officially recorded.

Cambridge Police has also been actively involved in the city's awareness raising events such as the Road Safety Day of Action (8 June 2022), multiple cycle safety events such as held at Cambridge Train Station (22 September 2022), Addenbrooke's Hospital (18 November 2022), Grafton Centre (14 December 2022), Long Road Sixth Form College (20 January 2023) and Grand Arcade (7 February 2023). Enforcement activity has taken place when required as well as speaking with the public.

Appendix D: Cambridge City CSP Activity in Relation to Domestic Abuse

Research into Domestic Abuse and Asian Women in the East of England

Cambridge Community Safety Partnership (CCSP) welcomed the opportunity in October 2020 to be involved in Domestic Abuse Research led by Dr Mirna Guha at Anglia Ruskin University. The research was to 'Investigate the needs and vulnerabilities of Asian women around Domestic Abuse in the East of England to strengthen service provision and responses'. Despite delays with the pandemic, Dr Mirna Guha provided an update on the first stage of the research funded by Anglia Ruskin University at the October 2022 CSP meeting. The pilot phase of the research ran for 8 months (January 2021-September 2022). A Knowledge Exchange event was held on 7 September 2022 with attendees representing different communities including Survivors, third sector organisations, the police, academia, local authorities, CSP and the Home Office. The research was presented with findings and recommendations as well as looking ahead. Key findings and recommendations are summarised in a *Cambridge News* article:

<https://www.cambridge-news.co.uk/news/local-news/asian-women-cambs-facing-domestic-25069592>

Following the Knowledge Exchange event, Dr Mirna Guha was interviewed on BBC Radio Cambridgeshire about the research and was joined in conversation with Ila Chandravarkar from Cambridge Ethnic Community Forum, and CCSP Members, Alice Gilderdale, Cambridge City Executive Councillor for Recovery, Employment and Community Safety, and Keryn Jalli, Cambridge City Council Community Safety Manager. Funding is being sought for the next stage of the research.

Safer Accommodation Funding as part of the Domestic Abuse Act 2021

From the Domestic Abuse Act Safer Accommodation Funding, a new fixed term role was developed and recruited for a Specialist Housing Worker to join the Supported Housing team in January 2022. The role aims to undertake operational duties in the support of those housed in Cambridge City as a result of fleeing domestic abuse in partnership with key internal and external agencies. The role also aims to identify groups with low levels of domestic abuse reporting across the city and seek to raise awareness amongst them, and to contribute to the continuous review of the Council's response, and provision of service, advice and housing, to those experiencing and fleeing domestic abuse. The role has funding available until at least January 2024.

Domestic Abuse Housing Alliance Accreditation (DAHA) – Cambridge City Council prepares for re-accreditation

Following the successful DAHA* accreditation in December 2019, Cambridge City Council has continued its work, internally and externally, for effective partnership working – central to the Whole Housing Approach. The new DAHA framework for 2022 includes Values and Principles and a DAHA Operational Project Board, and a Strategic Board have been set up to work through the requirements.

* The Domestic Abuse Housing Alliance is a partnership between three leading agencies Peabody, Standing Together Against Domestic Violence and Gentoo. Its mission is to improve the housing sector's response to domestic abuse through the introduction of an established set of standards and an accreditation process.

For more information see www.dahalliance.org.uk

As part of the city council's ongoing work:

- In its role as a licensing authority, since 2016 it provides safeguarding, equality, and protection training for all licensed taxi drivers, to allow them to identify and respond to concerns about the safety of their passengers, including those who may be at risk of sexual violence. Attendance at refresher training is required every three years.
Website: [Customer awareness training for taxi drivers: Safeguarding, equality and protection – Cambridge City Council](#)
- In response to the cost of living crisis in 2022, Cambridge City Council has held a programme of roadshows across the city to raise awareness about the different services and support available. Working with Cambridge Women's Aid and the County Domestic Abuse and Sexual Violence Partnership (DASVP), communication was shared about support for those affected by domestic abuse within generic information to reduce the risk to the victim.

Survivors Conference

A Survivors Conference was held on 12 September 2022 organised by Cambridge City Council and Cambridge Women's Aid. This conference brought together survivors and domestic violence abuse service providers. Its aims were:

- to jointly explore the provision of services to victims of domestic abuse,
- and to discuss future improvements in a neutral environment.

The six service providers represented were Cambridgeshire Constabulary; Children and Family Court Advisory and Support Service (CAFCASS); Cambridgeshire County Council Education Safeguarding; Employment; Health / Midwifery – Cambridge University Hospitals NHS Foundation Trust; Housing Services – Cambridge City Council, and South Cambridgeshire District Council.

Feedback included:

'Got a chance to share my story and help make a difference giving feedback at the survivors conference and I met other survivors.' – Survivor comment

'I found the whole event very interesting and extremely moving. It was definitely useful, and I have come away with some learning points for our service as well as some positive feedback about what also works well.' – Service rep comment

The feedback provided by survivors will feature in the City Council's annual Domestic Abuse Conference on 18 November 2022.

Annual Conference to mark 25 November- United Nations International Day for the Elimination of Violence Against Women

Since February 2015, in addition to the Survivors Conference, there have been free conferences for the public to mark 25 November – United Nations International Day for the Elimination of Violence Against Women, and the beginning of 16 days of Activism Against Gender-Based Violence to 10 December – Human Rights Day with White Ribbon Day also on 25 November.

On 18 November 2022, a conference was held at the Guildhall. White Ribbon Campaign guest speakers included Cambridge United Football Club and Daniel Zeichner, Member of Parliament for Cambridge.

White Ribbon Status – Cambridge City Council continues work following re-accreditation

Since 2015, Cambridge City Council has been accredited by the [White Ribbon Campaign](#). The last re-accreditation was in March 2021. The campaign is targeted towards getting males to act as role models in encouraging respectful and appropriate treatment of women and girls. As well as local awareness raising, there is support for the UK wide work such as being involved in the White Ribbon theme for 2022: #TheGoal, which links to the men's Football World Cup. Accredited organisations were asked to involve their local Football Club in a filmed poetry reading and Cambridge United Football Club were delighted to be invited.

For more information about White Ribbon see www.whiteribbon.org.uk

In all this work, Cambridge City Council endeavours to raise awareness with the public as well as to offer support to residents, customers, staff, and those who work in Cambridge as well as other districts and nationally, such as with accreditation by DAHA and the White Ribbon Campaign.

Appendix E: Cambridge City CSP Activity in Relation to Contextual Safeguarding

As part of the Joint Safeguarding Children and Adults Partnership Board Child Exploitation Strategic meetings, the Community Safety Team is on the Child Exploitation Delivery Contextual Safeguarding Task and Finish Group, which explored how to roll out a Contextual Safeguarding approach regarding young people across Cambridgeshire and Peterborough.

Contextual Safeguarding identifies that no young person can be seen in isolation from the environment around them. Children and young people attending schools and colleges are part of a much wider network of peers, neighbourhoods, and other influences. It is important that when we consider some of the issues affecting children and young people that we understand these influences and how these influences can affect relationships between children and their families. The County Council has created a Sway presentation to explain [Contextual Safeguarding](#)

In that group, Cambridge City Council's Community Safety Team offered to run a pilot multi-agency meeting where we would look at young people coming to our attention because of Anti-Social Behaviour (ASB) and crime with a contextual safeguarding approach.

From discussions with various agencies, including a youth organisation, it was decided not to call it a Youth Problem Solving Group, but rather a Peer Group and Places Meeting (PGPM): this removes any emphasis from the young person being the problem and puts the emphasis on to professionals to consider the whole context that surrounds the young person and how to safeguard them in the areas where they are.

The PGPM is held online to enable as many organisations to attend as possible. Each organisation has signed up to the Data Sharing Agreement in order that relevant information can be shared. It is attended by the City Council's ASB Team, the County Council's Adolescent Team, Early Help Team, Fire and Rescue Service, Housing Associations, Police, Romsey Mill, the SAFE team, Schools, Social Care and Youth Offending Team. The first one was held in July before the schools broke up for the summer, and since September has been held monthly. There has been positive feedback and continued attendance from all agencies.

In total, the number of young people discussed in those three meetings have been twenty-six, and the number of areas brought up as areas of concern have been eight. In four of the areas there has been a decrease in activity, and more cases are being referred to the meeting.

CAMBRIDGE COMMUNITY SAFETY PARTNERSHIP

TERMS OF REFERENCE

1. Foreword

- a) The following values and strategic drivers are key to the Cambridge Community Safety Partnership (“Cambridge CSP”):
- We will be responsible for an overarching strategic framework¹ for reducing crime and improving community safety in Cambridge;
 - We will ensure that all partner agencies² work together and ensure the work of each agency is “joined up” and that our performance is effectively managed;
 - We will ensure that our work is linked to national and county priorities and research, including the Police Reform and Social Responsibility Act 2011, the Localism Act 2011, Anti-social Behaviour, Crime and Policing Act 2014, **and Police, Crime, Sentencing and Courts Act 2022, with particular reference to the Serious Violence Duty, to** best serve the people of Cambridge;
 - We will take an intelligence-led process to our business and ensure problem solving³ is a tool used to address issues;
 - We will engage⁴ with the community as a whole, encouraging people to become involved with reporting and tackling crime and disorder in Cambridge;
 - We will also engage with other partnerships on issues that relate to Cambridge both at the area and citywide level;

¹ Senior managers will be responsible for ensuring their organisations and agencies deliver against this framework.

² Anglia Ruskin University, British Transport Police, Cambridge Business Against Crime, **Cambridge City Council**, Cambridge Council for Voluntary Services, Cambridge University Hospitals NHS Foundation Trust, Cambridgeshire and Peterborough NHS Foundation Trust, **Cambridgeshire Constabulary**, **Cambridgeshire County Council**, **Cambridgeshire Fire and Rescue Service**, **Cambridgeshire and Peterborough Integrated Care Systems**, Office of the Cambridgeshire Police and Crime Commissioner, **The National Probation Service** and University of Cambridge. Those shown in **bold** are the statutory agencies.

³ Problem solving is a means of harnessing all agencies and the community (including the two Cambridge Universities) itself to reduce crime, disorder and anti-social behaviour by identifying the root cause of problems, finding a sustainable solution that removes the cause and thus ultimately reducing the demands made on the Cambridge CSP.

⁴ Policing and Safer Neighbourhoods is the driving force for the Cambridge CSP’s engagement work.

- We will allocate funding using transparent procedures and based on available evidence; and
- We will work to ensure that our human and financial resources are used as effectively as possible, by monitoring and evaluating our work.

b) The following are the priorities of the Cambridge CSP for 2022-23.

The details for each priority are in the Cambridge Community Safety Plan 2022-23:

- **Safeguarding young people against violence and exploitation**
- **Listening to community needs and responding together to reduce harm**

2. Agencies represented on the Cambridge CSP are responsible for:

- a) Appointing a representative (“member”) to attend meetings and events hosted by the Cambridge CSP, and to act as the contact point between other agencies;
- b) Ensuring that their member is well briefed on their roles and responsibilities and has received a proper handover briefing when there has been a change of membership; and
- c) Contributing to multi-agency problem solving on the crime and disorder issues identified within the Community Safety Plan 2022-23 (“CS Plan”), ensuring that relevant members contribute to any working groups set up by the Cambridge CSP.

3. Members⁵ are responsible for:

- a) Contributing to the work and development of the Cambridge CSP;
- b) Ensuring their respective agency is effectively considering community safety in the way it delivers its services;
- c) Identifying the resources their agency can bring to bear on the problems identified by the Cambridge CSP;
- d) Attending all Cambridge CSP meetings, ensuring that all relevant agenda papers are read and understood;

⁵ Some members will be Board members – see “Voting”.

- e) Ensuring that any reports for discussion by the Cambridge CSP are forwarded to the Community Safety Partnership Support Officer by whatever deadline is set, advising of any that are confidential and require appropriate handling;
- f) Feeding back from Cambridge CSP meetings to their respective agency, ensuring all relevant people are aware of its work and the Plan;
- g) Advising the Cambridge CSP of any community safety issues arising from their respective agencies; and
- h) Ensuring that their respective agency complies with requirements of the Crime and Disorder Act 1998 and the Police and Justice Act 2006 to supply non-personal data to the Research Group, Cambridgeshire County Council, and other member agencies in order to deliver evidence-based decision making.

4. The Cambridge CSP is responsible for:

- a) Commissioning the Research Group to undertake Strategic Assessments;
- b) Agreeing the annual refresh of the CS Plan, using the Strategic Assessments as a basis for decision-making;
- c) Setting objectives and targets within the CS Plan that are SMART⁶ and based on a problem-solving approach;
- d) Commissioning and financing projects to tackle problems identified by the Strategic Assessments;
- e) Allocating grant funding, awarded to the Cambridge CSP, in line with the conditions of grant, in order to further the objectives of the CS Plan;
- f) Monitoring achievement against the objectives and targets identified in each Task Group's Action Plan and challenging lack of progress, where appropriate⁷;
- g) Evaluating the success of Cambridge CSP initiatives and disseminating the lessons learnt; and
- h) Working with the Cambridgeshire Police and Crime Commissioner to ensure that the Community Strategy and CS Plan are complementary to each other.

⁶ Specific, Measurable, Achievable, Relevant, Time-based

⁷ See role of the "Vice Chair"

5. The **Chair** is responsible for:

- a) **Convening and the procedural role of** chairing meetings of the Cambridge CSP, ensuring that it gets through the business on the agenda and takes clear decisions on recommendations made by majority vote;
- b) Ensuring that, prior to conducting the business of each meeting, the general public (where present) are reminded of the “Information for the general public and media representatives” printed on the back of the Agenda;
- c) Representing⁸ the Cambridge CSP at other meetings and acting as the “public face” of the Cambridge CSP when dealing with the media.

6. The **Vice Chair** is responsible for:

- a) Chairing meetings of the Cambridge CSP in the absence of the Chair;
- b) Representing the Chair at other meetings and acting as the public face of the Cambridge CSP when dealing with the media, where appropriate and advised;
- c) Conducting preparatory work, with the Research Group, to contextualise current Cambridge CSP performance;
- d) Acting as a “Champion” for the Strategic Assessment process to ensure that information required to build a profile of the community and its needs is available to the Research Group;
- e) Taking ownership of the performance management process and reviewing this at Cambridge CSP meetings; and
- f) Working to improve business processes that support delivery against the agreed priorities.

7. **Voting**

- a) The Chair will, where a report seeks Board approval of a recommendation, call for a show of hands of those Board members present, taking into account any votes notified to the Community Safety Partnership Support Officer from those Board members not present and not represented⁹;
- b) Each representative agency is entitled to **one vote only**; and
- c) **In the event of a tie, the Chair has the deciding vote.**

⁸ The Chair may delegate to the Vice Chair or an appropriate member where potential conflicts of interest or dual roles may occur.

⁹ For the purposes of voting, representatives attending meetings on behalf of absent Board members will be deemed as Board members

8. The **Multi-Agency Steering Group**, which consists of representatives for Cambridge City Council, Cambridgeshire Constabulary, Cambridgeshire Fire and Rescue Service, Cambridgeshire County Council, Cambridgeshire Research Group, and includes Priority Lead Officers, is responsible for:
- a) Leadership and governance of the Cambridge CSP;
 - b) Providing professional advice, support and recommendations to the Cambridge CSP to enable it to fulfil the responsibilities outlined above;
 - c) Managing the agenda for Cambridge CSP meetings (in consultation with the Chair) to ensure that work is sensibly programmed throughout the year and that Board members have the briefings they need to make informed decisions;
 - d) Managing the bidding and commissioning process for any grant funding streams available to the Cambridge CSP, making recommendations to Board members on the projects to be funded in line with the conditions of grant and the objectives set out in the CS Plan;
 - e) Drafting the annual refresh of the CS Plan and providing advice on relevant SMART objectives and targets;
 - f) Providing advice and support to any working groups set up by the Cambridge CSP.
9. The **Community Safety Partnership Support Officer** is responsible for (in addition to the usual secretariat duties):
- a) Ensuring Cambridge CSP meetings are advertised on the City Council's website in good time and that the agenda and reports are posted within five working days of each meeting;
 - b) Ensuring that the Chair is notified of any questions to be raised prior to each meeting;
 - c) Ensuring agreed actions are taken forward between meetings;
 - d) Writing an Annual Review on the work of the Cambridge CSP and making sure that information about the Cambridge CSP is publicised via the web and other appropriate mechanisms;
 - e) Providing induction support and materials for new members; and

Revised: February 2023
Draft changes in RED

- f) Monitoring the performance of working groups to enable the Vice Chair to have up to date information to either inform assessment of their achievements or to provide evidence to challenge failings, where appropriate.

10. For further information, visit [Cambridge Community Safety Partnership](#).

To: Cambridge Community Safety Partnership Board

From: Safer Streets Inspector Ian Lombardo

Subject: Home Office 'Safer Streets' Round Three Project

Date: 14 March 2023

1. Purpose of the report

1.1 To provide the Board with a final update on the media campaign designed as part of the Safer Street 3 project.

2. Background

2.1 In October 2021, the Office of the Police and Crime Commissioner for Cambridgeshire and Peterborough was successful in securing funds from round 3 of the Home Office "Safer Streets" scheme. The aim of the scheme was to make public spaces safer with projects to help women and girls feel safer on our streets.

2.2 Although most of the work undertaken as part of Safer Streets 3 has now concluded, one of the projects contained within the scheme was the design and implementation of a professional large scale media campaign which went live in September 2022.

2.3 The media work had 3 main campaigns these being **Know Violence** which as an educational campaign highlighting inappropriate behaviour, **Call them out** which was aimed at encouraging peer to peer challenging of inappropriate behaviour and **safe after hours** which focused on behaviour within the night-time economy.

2.4 Each campaign used a mixture of physical advertising such as posters and billboards, social media advertising utilising sites such as TikTok and Instagram along with endorsements from influencers on these platforms.

3. Project Update

3.1 All Campaigns will come to an end this March and have achieved good results in the number of persons reached and interactions recorded on the Website.

3.2 Links to the campaign are listed below:

Home page

<https://knowviolence.org/>

What is violence against women?

<https://knowviolence.org/what-is-violence-against-women>

What can I do to help?

<https://knowviolence.org/what-can-i-do-to-help>

How can I talk to someone about their behaviour?

<https://knowviolence.org/what-can-i-do-to-help/how-can-i-talk-to-someone-about-their-behaviour>

How can I help someone in need?

<https://knowviolence.org/what-can-i-do-to-help/how-can-i-help-someone-in-need>

How do I identify this behaviour?

<https://knowviolence.org/what-can-i-do-to-help/how-do-i-identify-this-behaviour>

Where can I go for help?

<https://knowviolence.org/what-can-i-do-to-help/where-can-i-go-for-help>

Red Flag Registry

<https://knowviolence.org/red-flag-registry>

3.3 As well as the public media campaign training on spotting predatory behaviour has been delivered to all front-line officers along with CCTV operators and Security Industry Authority (SIA) qualified door staff.

3.4 The Police and Crime Commissioner's Office and the Constabulary were successful in their bid to secure funding from Safer Streets 4 with the work of the scheme is targeted to specific areas and on this occasion the selected locations are in Peterborough and Wisbech. The Police and Crime Commissioner's news release is available at <https://www.cambridgeshire-pcc.gov.uk/six-figure-funding-secured-to-tackle-anti-social-behaviour-and-sexual-violence/>

3.5 The spotting predatory behaviour training is now forming part of a newly launched accreditation scheme titled "Businesses Against Abuse" which will initially commence in the Peterborough and Fenland areas due to the funding coming from the successful Safer Streets 4 bid before being rolled out county wide.

4. Recommendations

4.1 That the Board members note the information as presented.

Further Information:

Name: Ian Lombardo

Role: Safer Streets Chief Inspector

Organisation: Cambridgeshire Police

(Public) Telephone number: 101

Domestic Abuse Quarterly Performance Report 2022-23

Quarter 2: July – September 2022

Q2 Total referral data

	Total Referrals	Engagement	Repeats
IDVA Referrals (Cambs & Pboro)	743	72%	9%

For comparison, in Q2 2021-22 there were 554 referrals to IDVA Service

Q2 Data all risk level IDVAs

	Total Referrals	Engagement	Repeats	Q2 2021/22 Referrals for comparison
A8 Cambs	29	86%	12%	33
A8 Pboro	53	62%	9%	63
YP Cambs	31	65%	5%	35
YP Peterborough	10	80%	0%	16
Health Cambs	37	76%	11%	5
Health Peterborough	19	89%	12%	9
Housing Cambs	22	77%	12%	N/A
Housing Peterborough	3	33%	0%	N/A
Male Victims	35	80%	11%	N/A
BAME Victims	47	64%	13%	N/A
Stalking Cambs Pboro	15	87%	23%	15
Child to Parent Abuse (CPA)	1	100%	0%	N/A
Medium Risk C&P	7	57%	0%	N/A

A8 (victims from Eastern European)

YP covers age 13-19, up to 24 where the victim has special needs

Q2 Data by District

	Referrals	Engagement Rate	Repeat Rate	Q2 2021/22 Referrals for comparison
Cambridge City	74	57%	7%	61
East Cambs	29	72%	10%	28
Fenland	56	61%	12%	32
Huntingdonshire	83	71%	12%	96
South Cambs	51	78%	8%	34
Peterborough	141	72%	16%	127

Q2 Diversity Data Cambs & Peterborough IDVA Service

	Q2 2022/23	Q2 2021/22
Number of male referrals	44	37
Number declaring disability	25	17
LGBT	7	7

Other relevant Q2 data

Agency	Q2 2022/23	Q2 2021/22
Number of Daily MARAC cases Cambs & Pboro	269	271
Police DA Incidents Cambs	2268	2391
Police DA Incidents Peterborough	1395	1393
Police DA Crimes Cambs average	84%	84%
Police DA Crimes Peterborough average	78%	84%

Other relevant information:

The IDVA Service is experiencing considerable difficulties with reporting from the current case management system. A decision has been taken to change systems to ensure that future data is more accurate. It is known that quarter two statistics are under-reported, and the final figures are likely to be considerably higher.

From April 2022, the definition of engagement has been changed to cases only where a victim agrees to accept information/advice, safety planning or MARAC feedback. This is likely to decrease the engagement rate so the target (set by the IDVA Service) will be removed until it's clear what impact this change in definition will have. The current engagement rate for quarter two is 72% (previous target was 75%)

From June 2022 the IDVA Service have also received medium risk referrals from the police where a crime has been raised and the victim has consented. This is having a huge impact on volume of referrals to the service and will also potentially impact on engagement rates in future.

The new countywide outreach service DASS (Domestic Abuse and Support Service) delivered by IMPAKT, went live at the beginning of October and posters, website and literature have been updated to reflect this. The monthly VAWG (Violence Against Women and Girls) newsletter is also widely circulated to partners.

In addition to the expansion of the IDVA Service the DASV Partnership has also undertaken the safe accommodation needs assessment and developed a strategy based on this. Both of these can be found on at www.cambsdasv.org.uk

DASV Champions sessions for professionals continue to be held quarterly – the January 2023 sessions will hear from the Young People's IDVAs and Hourglass (elder abuse) [Cambridgeshire County Council DASV Partnership - DASV Champions \(cambsdasv.org.uk\)](http://Cambridgeshire County Council DASV Partnership - DASV Champions (cambsdasv.org.uk))

Domestic Abuse Quarterly Performance Report 2022-23

Quarter 3: October – December 2022

Q3 Total referral data*

	Total Referrals	Engagement	Repeats
IDVA Referrals (Cambs & Pboro)	723	68%	22%

For comparison, in Q3 2021-22 there were 686 referrals to IDVA Service.

Q3 Data all risk level IDVAs

	Total Referrals	Engagement	Repeats	Q3 2021/22 Referrals for comparison
A8 Cambs	29	62%	28%	54
A8 Pboro	39	69%	30%	74
YP Cambs	33	76%	36%	44
YP Peterborough	17	71%	42%	17
Health Cambs	54	74%	20%	10
Health Peterborough	31	90%	11%	19
Housing Cambs	22	82%	6%	N/A
Housing Peterborough	4	50%	0%	N/A
Male Victims	25	68%	18%	68
Minority Ethnic Victims	45	67%	23%	N/A
Stalking Cambs Pboro	8	75%	0%	25
Child to Parent Abuse	3	30%	0%	N/A
Medium Risk C&P	21	71%	7%	N/A

A8 (victims from Eastern European)

YP covers age 13-19, up to 24 where the victim has special needs

Q3 Data by District

	Referrals	Engagement Rate	Repeat Rate	Q3 2021/22 Referrals for comparison
Cambridge City	68	69%	28%	61
East Cambs	36	81%	24%	17
Fenland	51	55%	14%	40
Huntingdonshire	68	66%	27%	80
South Cambs	35	60%	14%	45
Peterborough	113	64%	28%	109

Q3 Diversity Data Cambs & Peterborough IDVA Service

	Q3 2022/23	Q3 2021/22
Number of male referrals	30	56
Number declaring disability	42	19
LGBT	9	11

Other relevant Q3 data

Agency	Q3 2022/23	Q3 2021/22
Number of Daily MARAC cases Cambs & Pboro	259	266
Police DA Incidents Cambs	1983	210
Police DA Incidents Peterborough	1220	1351
Police DA Crimes Cambs average	88%	86%
Police DA Crimes Peterborough average	81%	80%

Other relevant information:

The IDVA Service is experiencing considerable difficulties with reporting from the current case management system. A decision has been taken to change systems to ensure that future data is more accurate. It is known that quarter three statistics are under-reported, and the final figures are likely to be considerably higher.

From April 2022, the definition of engagement has been changed to cases only where a victim agrees to accept information/advice, safety planning or MARAC feedback. This is likely to decrease the engagement rate so the target (set by the IDVA Service) will be removed until it's clear what impact this change in definition will have. The current engagement rate for quarter three is 68% (previous target was 75%).

From June 2022 the IDVA Service have also received medium risk referrals from the police where a crime has been raised and the victim has consented. This is having a huge impact on volume of referrals to the service and will also potentially impact on engagement rates in future.

The new countywide outreach service DASS (Domestic Abuse and Support Service) delivered by IMPAKT, went live at the beginning of October and posters, website and literature have been updated to reflect this. The monthly VAWG (Violence Against Women and Girls) newsletter is also widely circulated to partners.

In addition to the expansion of the IDVA Service the DASV Partnership has also undertaken the safe accommodation needs assessment and developed a strategy based on this. Both of these can be found on at www.cambsdasv.org.uk

DASV Champions sessions for professionals continue to be held quarterly – the January 2023 sessions heard from the Young People's IDVAs and Hourglass (elder abuse) [Cambridgeshire County Council DASV Partnership - DASV Champions \(cambsdasv.org.uk\)](http://Cambridgeshire County Council DASV Partnership - DASV Champions (cambsdasv.org.uk))